

INDEPENDENT AUDITORS' REPORT

To The Members of Five-Star Business Finance Limited Report on the Audit of the Financial Statements

Opinion

We have audited the accompanying financial statements of **Five-Star Business Finance Limited** (the "Company"), which comprise the Balance Sheet as at March 31, 2026, and the Statement of Profit and Loss (including Other Comprehensive Income), the Statement of Cash Flows and the Statement of Changes in Equity for the year ended on that date, and notes to the financial statements, including a summary of material accounting policies and other explanatory information.

In our opinion and to the best of our information and according to the explanations given to us, the aforesaid financial statements give the information required by the Companies Act, 2013 (the "Act") in the manner so required and give a true and fair view in conformity with the Indian Accounting Standards prescribed under section 133 of the Act, ("Ind AS") and other accounting principles generally accepted in India, of the state of affairs of the Company as at March 31, 2026, and its profit, total comprehensive income, its cash flows and the changes in equity for the year ended on that date.

Basis for Opinion

We conducted our audit of the financial statements in accordance with the Standards on Auditing ("SA"s) specified under section 143(10) of the Act. Our responsibilities under those Standards are further described in the Auditor's Responsibility for the Audit of the Financial Statements section of our report. We are independent of the Company in accordance with the Code of Ethics issued by the Institute of Chartered Accountants of India ("ICAI") together with the ethical requirements that are relevant to our audit of the financial statements under the provisions of the Act and the Rules made thereunder, and we have fulfilled our other ethical responsibilities in accordance with these requirements and the ICAI's Code of Ethics. We believe that the audit evidence obtained by us is sufficient and appropriate to provide a basis for our audit opinion on the financial statements.

Key Audit Matters

Key audit matters are those matters that, in our professional judgment, were of most significance in our audit of the financial statements of the current period. These matters were addressed in the context of our audit of the financial statements as a whole, and in forming our opinion thereon, and we do not provide a separate opinion on these matters. We have determined the matter described below to be the key audit matter to be communicated in our report.

Sr. No.	Key Audit Matter	Auditor's Response
1	<p>Provision for Expected Credit Losses ("ECL") on Loans:</p> <p>As at March 31, 2026, the Company has reported gross loan assets of Rs. 13,22,794 lakhs measured at amortised cost against which an impairment loss of Rs. 24,316 lakhs has been recorded. The Company recognized impairment provision for loan assets based on the Expected Credit Loss ("ECL") approach laid down under 'Ind AS 109 - Financial Instruments'. As part of our risk assessment, we determined that the estimation of ECL on financial instruments involves significant management judgement, estimates and assumptions</p>	<p>Principle Audit Procedures:</p> <ol style="list-style-type: none"> 1. We examined Board Policies approving methodologies for computation of ECL that address policies, procedures and controls for assessing and measuring credit risk on lending exposures measured at amortised cost. 2. We evaluated the design and operating effectiveness of controls relevant to ECL, including the judgements and estimates. 3. These controls, among others, included controls over the allocation



<p>which could have a material impact on the financial statements.</p> <p>The elements of estimating ECL which involves increased level of audit focus are the following: Segmentation of loan portfolio based on homogeneity, qualitative and quantitative factors used in staging of the loan assets, techniques used to determine probability of default (PD), exposure at default (EAD) and loss given default (LGD) based on the historical trends, judgements used in projecting macro-economic factors and probability weights applied to reflect future economic conditions, consideration of management overlays as part of its ECL computation, to reflect an increased risk of deterioration in relevant macro-economic factors. Such overlays are based on various uncertain variables which could result in actual credit loss being different than that being estimated.</p> <p>(Refer note 6 to the financial statements)</p>	<p>of assets into stages including management's monitoring of stage effectiveness, credit monitoring and macro-economic scenarios.</p> <ol style="list-style-type: none"> 4. We tested the completeness of loans included in the Expected Credit Loss calculations as of March 31, 2026 by reconciling it with the balances as per loan register as on that date. 5. We tested assets in stage 1, 2 and 3 on sample basis to verify that they were allocated to the appropriate stage and tested the appropriateness of the segmentation. 6. For samples of exposure, we tested the appropriateness of determining EAD, PD and LGD. 7. We assessed the appropriateness of Segmentation of loan portfolio. 8. For forward looking assumptions used in ECL calculations, we held discussions with management, assessed the assumptions used and the probability weights assigned to the possible outcomes. 9. We assessed the appropriateness of the scenarios used and calculation of the management overlay and validated the assumptions using the data provided by the Company. 10. The mathematical accuracy of the ECL computation by using the same input data as used by the Company.
--	--

Information Other than the Financial Statements and Auditor's Report Thereon

- The Company's Board of Directors is responsible for the other information. The other information comprises the information included in the Director's report including Annexures, Management Discussion & Analysis, Business Responsibility & Sustainability Report, but does not include the financial statements and our auditor's report thereon.
- Our opinion on the financial statements does not cover the other information and we do not express any form of assurance conclusion thereon.
- In connection with our audit of the financial statements, our responsibility is to read the other information and, in doing so, consider whether the other information is materially inconsistent with the financial statements or our knowledge obtained during the course of our audit or otherwise appears to be materially misstated.



Deloitte Haskins & Sells

- If, based on the work we have performed, we conclude that there is a material misstatement of this other information, we are required to report that fact. We have nothing to report in this regard.
- When we read the Director's report including Annexures, Management Discussion & Analysis, Business Responsibility & Sustainability Report, if we conclude that there is a material misstatement therein, we are required to communicate the matter to those charged with governance as required under SA 720 'The Auditor's responsibilities Relating to Other Information.

Responsibilities of Management and Board of Directors for the Financial Statements

The Company's Board of Directors is responsible for the matters stated in section 134(5) of the Act with respect to the preparation of these financial statements that give a true and fair view of the financial position, financial performance including other comprehensive income, cash flows and changes in equity of the Company in accordance with the accounting principles generally accepted in India, including Ind AS specified under section 133 of the Act. This responsibility also includes maintenance of adequate accounting records in accordance with the provisions of the Act for safeguarding the assets of the Company and for preventing and detecting frauds and other irregularities; selection and application of appropriate accounting policies; making judgments and estimates that are reasonable and prudent; and design, implementation and maintenance of adequate internal financial controls, that were operating effectively for ensuring the accuracy and completeness of the accounting records, relevant to the preparation and presentation of the financial statements that give a true and fair view and are free from material misstatement, whether due to fraud or error.

In preparing the financial statements, management and Board of Directors are responsible for assessing the Company's ability to continue as a going concern, disclosing, as applicable, matters related to going concern and using the going concern basis of accounting unless the Board of Directors either intend to liquidate the Company or to cease operations, or has no realistic alternative but to do so.

The Company's Board of Directors is also responsible for overseeing the Company's financial reporting process.

Auditor's Responsibility for the Audit of the Financial Statements

Our objectives are to obtain reasonable assurance about whether the financial statements as a whole are free from material misstatement, whether due to fraud or error, and to issue an auditor's report that includes our opinion. Reasonable assurance is a high level of assurance, but is not a guarantee that an audit conducted in accordance with SAs will always detect a material misstatement when it exists. Misstatements can arise from fraud or error and are considered material if, individually or in the aggregate, they could reasonably be expected to influence the economic decisions of users taken on the basis of these financial statements.

As part of an audit in accordance with SAs, we exercise professional judgment and maintain professional skepticism throughout the audit. We also:

- Identify and assess the risks of material misstatement of the financial statements, whether due to fraud or error, design and perform audit procedures responsive to those risks, and obtain audit evidence that is sufficient and appropriate to provide a basis for our opinion. The risk of not detecting a material misstatement resulting from fraud is higher than for one resulting from error, as fraud may involve collusion, forgery, intentional omissions, misrepresentations, or the override of internal control.
- Obtain an understanding of internal financial controls relevant to the audit in order to design audit procedures that are appropriate in the circumstances. Under section 143(3)(i) of the Act, we are also responsible for expressing our opinion on whether the Company has adequate internal financial controls with reference to financial statements in place and the operating effectiveness of such controls.



Deloitte Haskins & Sells

- Evaluate the appropriateness of accounting policies used and the reasonableness of accounting estimates and related disclosures made by the management.
- Conclude on the appropriateness of management's use of the going concern basis of accounting and, based on the audit evidence obtained, whether a material uncertainty exists related to events or conditions that may cast significant doubt on the Company's ability to continue as a going concern. If we conclude that a material uncertainty exists, we are required to draw attention in our auditor's report to the related disclosures in the financial statements or, if such disclosures are inadequate, to modify our opinion. Our conclusions are based on the audit evidence obtained up to the date of our auditor's report. However, future events or conditions may cause the Company to cease to continue as a going concern.
- Evaluate the overall presentation, structure and content of the financial statements, including the disclosures, and whether the financial statements represent the underlying transactions and events in a manner that achieves fair presentation.

Materiality is the magnitude of misstatements in the financial statements that, individually or in aggregate, makes it probable that the economic decisions of a reasonably knowledgeable user of the financial statements may be influenced. We consider quantitative materiality and qualitative factors in (i) planning the scope of our audit work and in evaluating the results of our work; and (ii) to evaluate the effect of any identified misstatements in the financial statements.

We communicate with those charged with governance regarding, among other matters, the planned scope and timing of the audit and significant audit findings, including any significant deficiencies in internal financial controls that we identify during our audit.

We also provide those charged with governance with a statement that we have complied with relevant ethical requirements regarding independence, and to communicate with them all relationships and other matters that may reasonably be thought to bear on our independence, and where applicable, related safeguards.

From the matters communicated with those charged with governance, we determine those matters that were of most significance in the audit of the financial statements of the current period and are therefore the key audit matters. We describe these matters in our auditor's report unless law or regulation precludes public disclosure about the matter or when, in extremely rare circumstances, we determine that a matter should not be communicated in our report because the adverse consequences of doing so would reasonably be expected to outweigh the public interest benefits of such communication.

Report on Other Legal and Regulatory Requirements

1. As required by Section 143(3) of the Act we report, that:
 - a) We have sought and obtained all the information and explanations which to the best of our knowledge and belief were necessary for the purposes of our audit.
 - b) In our opinion, proper books of account as required by law have been kept by the Company so far as it appears from our examination of those books.
 - c) The Balance Sheet, the Statement of Profit and Loss including Other Comprehensive Income, the Statement of Cash Flows and Statement of Changes in Equity dealt with by this report are in agreement with the relevant books of account.
 - d) In our opinion, the aforesaid financial statements comply with the Ind AS specified under Section 133 of the Act.
 - e) On the basis of the written representations received from the directors as on March 31, 2026 taken on record by the Board of Directors, none of the directors is disqualified as on March 31, 2026 from being appointed as a director in terms of Section 164(2) of the Act.



Deloitte Haskins & Sells

- f) With respect to the adequacy of the internal financial controls with reference to financial statements of the Company and the operating effectiveness of such controls, refer to our separate Report in "Annexure A". Our report expresses an unmodified opinion on the adequacy and operating effectiveness of the Company's internal financial controls with reference to financial statements.
- g) With respect to the other matters to be included in the Auditor's Report in accordance with the requirements of section 197(16) of the Act, as amended, in our opinion and to the best of our information and according to the explanations given to us, the remuneration paid by the Company to its directors during the year is in accordance with the provisions of section 197 of the Act.
- h) With respect to the other matters to be included in the Auditor's Report in accordance with Rule 11 of the Companies (Audit and Auditors) Rules, 2014, as amended in our opinion and to the best of our information and according to the explanations given to us:
- i. The Company has disclosed the impact of pending litigations on its financial position in its financial statements - Refer Note 36 to the financial statements.
 - ii. The Company has made provision at the year end, as required under the applicable law or accounting standards, for material foreseeable losses, if any, on long-term contracts including derivative contracts - Refer Note 6 and 15 to the financial statements.
 - iii. There were no amounts which were required to be transferred to the Investor Education and Protection Fund by the Company.
 - iv.
 - (a) The Management has represented that, to the best of its knowledge and belief, other than as disclosed in the Note 50(v)(i) to the financial statements no funds have been advanced or loaned or invested (either from borrowed funds or share premium or any other sources or kind of funds) by the Company to or in any other person(s) or entity(ies), including foreign entities ("Intermediaries"), with the understanding, whether recorded in writing or otherwise, that the Intermediary shall, directly or indirectly lend or invest in other persons or entities identified in any manner whatsoever by or on behalf of the Company ("Ultimate Beneficiaries") or provide any guarantee, security or the like on behalf of the Ultimate Beneficiaries.
 - (b) The Management has represented, that, to the best of its knowledge and belief, other than as disclosed in the Note 50(v)(ii) to the financial statements, no funds have been received by the Company from any person(s) or entity(ies), including foreign entities ("Funding Parties"), with the understanding, whether recorded in writing or otherwise, that the Company shall, directly or indirectly, lend or invest in other persons or entities identified in any manner whatsoever by or on behalf of the Funding Party ("Ultimate Beneficiaries") or provide any guarantee, security or the like on behalf of the Ultimate Beneficiaries.
 - (c) Based on the audit procedures performed that have been considered reasonable and appropriate in the circumstances, nothing has come to our notice that has caused us to believe that the representations under sub-clause (i) and (ii) of Rule 11(e), as provided under (a) and (b) above, contain any material misstatement.
 - v. The final dividend proposed in the previous year, declared and paid by the Company during the year is in accordance with section 123 of the Act, as applicable.

As stated in Note 22 to the financial statements, the Board of Directors of the Company has proposed final dividend for the year which is subject to the approval of the members at the ensuing Annual General Meeting. Such dividend proposed is in accordance with section 123 of the Act, as applicable.



Deloitte Haskins & Sells

- vi. Based on our examination, which included test checks, the Company has used accounting softwares for maintaining its books of account for the year ended March 31, 2026, which has a feature of recording audit trail (edit log) facility and the audit trail has operated throughout the year for all relevant transactions recorded in the software. Further, during the course of our audit we did not come across any instance of the audit trail feature being tampered with and the audit trail has been preserved by the Company as per the statutory requirements for record retention.
2. As required by the Companies (Auditor's Report) Order, 2020 ("the Order") issued by the Central Government in terms of Section 143(11) of the Act, we give in "Annexure B" a statement on the matters specified in paragraphs 3 and 4 of the Order.

For **Deloitte Haskins & Sells**
Chartered Accountants
(Firm's Registration No. 008072S)



G. K. Subramaniam
Partner
(Membership No. 109839)
UDIN: 26109839VVUPCS7582

Place: Mumbai
Date: April 28, 2026



**ANNEXURE "A" TO THE INDEPENDENT AUDITORS' REPORT
(Referred to in paragraph 1(f) under 'Report on Other Legal and Regulatory Requirements'
section of our report of even date)**

**Report on the Internal Financial Controls with reference to financial statements under
Clause (i) of Sub-section 3 of Section 143 of the Companies Act, 2013 (the "Act")**

We have audited the internal financial controls with reference to financial statements of **Five-Star Business Finance Limited** (the "Company") as at March 31, 2026 in conjunction with our audit of the Ind AS financial statements of the Company for the year ended on that date.

Management's and Board of Directors' Responsibilities for Internal Financial Controls

The Company's management and Board of Directors are responsible for establishing and maintaining internal financial controls with reference to financial statements based on the internal control with reference to financial statements criteria established by the Company considering the essential components of internal control stated in the Guidance Note on Audit of Internal Financial Controls Over Financial Reporting issued by the Institute of Chartered Accountants of India. These responsibilities include the design, implementation and maintenance of adequate internal financial controls that were operating effectively for ensuring the orderly and efficient conduct of its business, including adherence to the company's policies, the safeguarding of its assets, the prevention and detection of frauds and errors, the accuracy and completeness of the accounting records, and the timely preparation of reliable financial information, as required under the Companies Act, 2013.

Auditor's Responsibility

Our responsibility is to express an opinion on the Company's internal financial controls with reference to financial statements of the Company based on our audit. We conducted our audit in accordance with the Guidance Note on Audit of Internal Financial Controls Over Financial Reporting (the "Guidance Note") issued by the Institute of Chartered Accountants of India and the Standards on Auditing prescribed under Section 143(10) of the Act, to the extent applicable to an audit of internal financial controls with reference to financial statements. Those Standards and the Guidance Note require that we comply with ethical requirements and plan and perform the audit to obtain reasonable assurance about whether adequate internal financial controls with reference to financial statements was established and maintained and if such controls operated effectively in all material respects.

Our audit involves performing procedures to obtain audit evidence about the adequacy of the internal financial controls with reference to financial statements and their operating effectiveness. Our audit of internal financial controls with reference to financial statements included obtaining an understanding of internal financial controls with reference to financial statements, assessing the risk that a material weakness exists, and testing and evaluating the design and operating effectiveness of internal control based on the assessed risk. The procedures selected depend on the auditor's judgement, including the assessment of the risks of material misstatement of the financial statements, whether due to fraud or error.

We believe that the audit evidence we have obtained, is sufficient and appropriate to provide a basis for our audit opinion on the Company's internal financial controls with reference to financial statements.

Meaning of Internal Financial Controls with reference to financial statements

A company's internal financial control with reference to financial statements is a process designed to provide reasonable assurance regarding the reliability of financial reporting and the preparation of financial statements for external purposes in accordance with generally accepted accounting principles. A company's internal financial control with reference to financial statements includes those policies and procedures that (1) pertain to the maintenance of records that, in reasonable detail, accurately and fairly reflect the transactions and dispositions of the assets of the company; (2) provide reasonable assurance that transactions are recorded as necessary to permit preparation of financial statements in accordance with generally accepted accounting principles, and that receipts



Deloitte Haskins & Sells

and expenditures of the company are being made only in accordance with authorisations of management and directors of the company; and (3) provide reasonable assurance regarding prevention or timely detection of unauthorised acquisition, use, or disposition of the company's assets that could have a material effect on the financial statements.


Inherent Limitations of Internal Financial Controls with reference to financial statements

Because of the inherent limitations of internal financial controls with reference to financial statements, including the possibility of collusion or improper management override of controls, material misstatements due to error or fraud may occur and not be detected. Also, projections of any evaluation of the internal financial controls with reference to financial statements to future periods are subject to the risk that the internal financial control with reference to financial statements may become inadequate because of changes in conditions, or that the degree of compliance with the policies or procedures may deteriorate.

Opinion

In our opinion, to the best of our information and according to the explanations given to us, the Company has, in all material respects, an adequate internal financial controls with reference to financial statements and such internal financial controls with reference to financial statements were operating effectively as at March 31, 2026, based the criteria for internal financial control with reference to financial statements established by the Company considering the essential components of internal control stated in the Guidance Note on Audit of Internal Financial Controls Over Financial Reporting issued by the Institute of Chartered Accountants of India

For **Deloitte Haskins & Sells**
Chartered Accountants
(Firm's Registration No. 008072S)


G. K. Subramaniam
Partner
(Membership No. 109839)
UDIN: 26109839VVUPCS7582

Place: Mumbai
Date: April 28, 2026



Deloitte Haskins & Sells

ANNEXURE B TO THE INDEPENDENT AUDITORS' REPORT

(Referred to in paragraph 2 under 'Report on Other Legal and Regulatory Requirements' section of our report of even date)

In terms of the information and explanations sought by us and given by the Company and the books of account and records examined by us in the normal course of audit and to the best of our knowledge and belief, we state that:

- (i)(a) A. The Company has maintained proper records showing full particulars, including quantitative details and situation of property, plant and equipment, capital work-in-progress and investment property.
- B. The Company has maintained proper records showing full particulars of intangible assets.
- (b) The Company has a program of verification of property, plant and equipment, so as to cover all the items once every three years which, in our opinion, is reasonable having regard to the size of the Company and nature of its assets. Pursuant to the program, certain property, plant and equipment were due for verification during the year and were physically verified by the Management during the year. According to the information and explanation given to us, no material discrepancies were noted on such verification.
- (c) Based on the examination of the registered sale deed provided to us, we report that, the title deeds of all the immovable properties (other than immovable properties where the Company is the lessee and the lease agreements are duly executed in favour of the Company) disclosed in the financial statements included in property, plant and equipment, capital work-in-progress and investment property are held in the name of the Company as at the balance sheet date.
- (d) The Company has not revalued any of its property, plant and equipment and intangible assets during the year.
- (e) No proceedings have been initiated during the year or are pending against the Company as at March 31, 2026 for holding any benami property under the Benami Transactions (Prohibition) Act, 1988 (as amended in 2016) and rules made thereunder.
- (ii)(a) The Company does not have any inventory and hence reporting under clause 3(ii)(a) of the Order is not applicable.
- (b) According to the information and explanations given to us, the Company has been sanctioned working capital limits in excess of Rs. 5 crores, in aggregate, at points of time during the year, from banks or financial institutions on the basis of security of current assets. In our opinion and according to the information and explanations given to us, the quarterly returns or statements comprising book debt statements and other stipulated financial information filed by the Company with such banks or financial institutions are in agreement with the unaudited books of account of the Company of the respective quarters.
- (iii) During the year, the Company has made investments in, provided security to and granted loans and advances in the nature of loans, secured and unsecured, to companies, firms, limited liability partnerships and other parties. With respect to such investments, security and loans and advances:
- (a) The Company's principal business is to give loans, and hence reporting under clause 3(iii)(a) of the Order is not applicable.
- (b) The investments made, security given and the terms and conditions of the grant of all the loans and advances in the nature of loans, during the year are, in our opinion, prima facie, not prejudicial to the Company's interest. The Company has not provided any guarantees during the year.

In respect of loans and advances in the nature of loans (together referred to as 'loan assets'), the schedule of repayment of principal and payment of interest has been stipulated. Note no. 2.5(iii) to the financial statements explains the Company's accounting policy relating to impairment of financial



Deloitte Haskins & Sells

assets which include loan assets. In accordance with that policy, loan assets with balance as at March 31, 2026, aggregating INR 44,610 lakhs were categorised as credit impaired ('Stage 3') and INR 123,172 lakhs were categorised as those where the credit risk has increased significantly since initial recognition ('Stage 2'). Disclosures in respect of such loans have been provided in Note no. 6 to the financial statements. Additionally, out of loans and advances in the nature of loans with balances as at the year-end aggregating INR 1,154,682 lakhs, where credit risk has not significantly increased since initial recognition (categorised as "Stage 1"), overdues in the repayment interest and/or principal aggregating INR 61,134 lakhs were also identified. In all other cases, the repayment of principal and interest is regular. Having regard to the nature of the Company's business and the volume of information involved, it is not practicable to provide an itemised list of loan assets where delinquencies in the repayment of principal and interest have been identified.

(d) The total amount overdue for more than ninety days, in respect of loans and advances in the nature of loans, as at the year-end is INR 44,089 lakhs. Reasonable steps are being taken by the Company for recovery of the principal and interest.

(e) The provisions of paragraph 3(iii)(e) of the Order are not applicable to the Company as its principal business is to give loans.

(f) According to information and explanations given to us and based on the audit procedures performed, the Company has not granted any loans or advances during the year in the nature of loans either repayable on demand or without specifying any terms or period of repayment during the year. Hence, reporting under clause 3(iii)(f) is not applicable.

(iv) According to information and explanation given to us, the Company has not advanced loans or made investments in or provided guarantees or security to parties covered by section 185 and section 186 is not applicable to the Company. Hence reporting under paragraph 3(iv) of the Order is not applicable.

(v) According to the information and explanations given to us, the Company has not accepted any deposits or amounts which are deemed to be deposits during the year and no order in this respect has been passed by the Company Law Board or National Company Law Tribunal or the Reserve Bank of India or any Court or any other Tribunals in regard to the Company. Hence, reporting under clause 3(v) of the Order is not applicable.

(vi) According to the information and explanations given to us, the Central Government has not prescribed the maintenance of cost records under section 148(1) of the Act, in respect of the services rendered by the Company. Hence, reporting under clause 3(vi) of the Order is not applicable.

(vii) According to the information and explanations given to us in respect of statutory dues:

(a) Undisputed statutory dues, including Goods and Services Tax, Provident Fund, Employees' State Insurance, Income-tax, cess and other material statutory dues applicable to the Company have generally been regularly deposited by it with the appropriate authorities though there has been a slight delay in respect of remittance of Provident Fund, Employee State Insurance and Professional Tax.

There were no undisputed amounts payable in respect of Goods and Services Tax, Employees' State Insurance, Provident Fund, Income-tax, cess and other material statutory dues in arrears as at March 31, 2026 for a period of more than six months from the date they became payable.



Deloitte Haskins & Sells

(b) Details of statutory dues referred to in sub-clause (a) above which have not been deposited as on March 31, 2026 on account of disputes are given below:

Name of the Statute	Nature of the Dues	Amount (Rs. in Lakhs)	Period to which the Amount Relates	Forum where Dispute is Pending
Tamil Nadu Goods and Services Tax Act, 2017	Input tax credit	13.21	FY 2020-21	Deputy Commissioner Appeals
Andhra Pradesh Goods and Services Tax Act, 2017	Input tax credit	9.74	FY 2020-21	Deputy Commissioner Appeals
Andhra Pradesh Goods and Services Tax Act, 2017	Input tax credit	2.35	FY 2021-22	Deputy Commissioner Appeals

(viii) There were no transactions relating to previously unrecorded income that were surrendered or disclosed as income in the tax assessments under the Income-tax Act, 1961 (43 of 1961) during the year.

(ix) According to the information and explanations given to us, in respect of borrowings:

(a) The Company has not defaulted in the repayment of loans or other borrowings or in the payment of interest thereon to any lender during the year.

(b) The Company has not been declared wilful defaulter by any bank or financial institution or government or any government authority.

(c) In our opinion, term loans availed by the Company were, applied by the Company during the year for the purposes for which the loans were obtained, other than temporary deployment pending application in respect of term loans raised towards the end of the year.

(d) On an overall examination of the maturity profile of financial assets and financial liabilities provided in Note 47 to the financial statements of the Company, no funds raised on short-term basis have been used for long-term purposes by the Company.

(e) The Company did not have any subsidiary or associate or joint venture during the year and hence, reporting under clause 3(ix)(e) of the Order is not applicable.

(f) The Company does not have any subsidiary or associate or joint venture and hence reporting on clause 3(ix)(f) of the Order is not applicable.

(x)(a) The Company has not raised moneys by way of initial public offer or further public offer (including debt instruments) during the year and hence reporting under clause 3(x)(a) of the Order is not applicable.

(b) The Company has made preferential allotment of shares during the year. For such allotment of shares we further report that the requirements of Section 42 and 62 of the Companies Act, 2013 have been complied with and the funds raised have not been utilised by the Company during the year. The Company has not made any preferential allotment or private placement of (fully or partly or optionally) convertible debentures during the year.

(xi)(a) To the best of our knowledge and according to the information and explanations given to us, no fraud by the Company and no material fraud on the company by its officers or employees has been noticed or reported during the year other than those disclosed in Note 49(AE) to the financial statements.



Deloitte Haskins & Sells

(b) To the best of our knowledge, no report under sub-section (12) of section 143 of the Companies Act has been filed in Form ADT-4 as prescribed under rule 13 of Companies (Audit and Auditors) Rules, 2014 with the Central Government, during the year and upto the date of this report.

(c) As represented to us by the Management, there were no whistle blower complaints received by the Company during the year.

(xii)The Company is not a Nidhi Company and hence reporting under clause (xii) of the Order is not applicable.

(xiii)According to the information and explanations given to us, the Company is in compliance with Section 188 and 177 of the Act, where applicable, for all transactions with the related parties and the details of related party transactions have been disclosed in the financial statements, etc. as required by the applicable accounting standards.

(xiv)(a) In our opinion the Company has an adequate internal audit system commensurate with the size and the nature of its business.

(b) We have considered, the internal audit reports issued to the Company during the year covering the period upto March 31, 2026.

(xv)According to the information and explanations given to us, during the year, the Company has not entered into any non-cash transactions with its directors or persons connected with them and hence, provisions of section 192 of the Act are not applicable.

(xvi)(a) The Company is required to be registered under section 45-IA of the Reserve Bank of India Act, 1934 and it has obtained the registration.

(b) During the year the Company has not conducted any Non-Banking Financial activities or Housing financial activities without a valid Certificate of Registration (CoR) from the Reserve Bank of India (RBI) as per the Reserve Bank of India Act, 1934.

(c) The Company is not a Core Investment Company ('CIC') and hence reporting under paragraph 3(xvi)(c) of the Order is not applicable to the Company.

(d) The Company did not have any subsidiary or associate or joint venture during the year and hence, reporting under clause (xvi)(d) of the Order is not applicable.

(xvii)The Company has not incurred cash losses during the financial year covered by our audit and the immediately preceding financial year.

(xviii)There has been no resignation of the statutory auditors of the Company during the year. Hence, reporting under clause 3(xviii) of the Order is not applicable.

(xix)On the basis of the financial ratios, ageing and expected dates of realization of financial assets and payment of financial liabilities, Asset Liability Maturity (ALM) pattern, other information accompanying the financial statements and our knowledge of the Board of Directors and Management plans and based on our examination of the evidence supporting the assumptions, nothing has come to our attention, which causes us to believe that any material uncertainty exists as on the date of the audit report indicating that the Company is not capable of meeting its liabilities existing at the date of balance sheet as and when they fall due within a period of one year from the balance sheet date. We, however, state that this is not an assurance as to the future viability of the Company. We further state that our reporting is based on the facts up to the date of the audit report and we neither give any guarantee nor any assurance that all liabilities falling due within a period of one year from the balance sheet date, will get discharged by the Company as and when they fall due.



Deloitte Haskins & Sells

(xx)(a) The Company has fully spent the required amount towards Corporate Social Responsibility (CSR) and there are no unspent CSR amount for the year requiring a transfer to a Fund specified in Schedule VII to the Companies Act or special account in compliance with the provision of sub-section (6) of section 135 of the said Act. Accordingly, reporting under clause 3(xx) of the Order is not applicable for the year.

(b) In respect of ongoing projects, the Company has transferred unspent Corporate Social Responsibility (CSR) amount, to a Special account before the date of this report and within a period of 30 days from the end of the financial year in compliance with the provision of section 135(6) of the Act.

For **Deloitte Haskins & Sells**
Chartered Accountants
(Firm's Registration No. 008072S)



G. K. Subramaniam
Partner
(Membership No. 109839)
UDIN: 26109839VVUPCS7582

Place: Mumbai
Date: April 28, 2026



Five-Star Business Finance Limited
Balance Sheet as at March 31, 2026

(All amounts are in INR in lakhs, unless otherwise stated)

Particulars	Note No.	As at March 31, 2026	As at March 31, 2025
Assets			
Financial assets			
Cash and cash equivalents	4	1,61,789.52	1,49,674.05
Bank balances other than cash and cash equivalents	5	53,105.57	65,839.86
Derivative financial instruments	15	6,165.94	676.16
Loans	6	12,98,477.61	11,68,679.03
Investments	7	22,713.60	21,222.30
Other financial assets	8	7,914.78	8,113.00
Total financial assets		15,50,167.02	14,14,204.40
Non-financial assets			
Current tax assets (net)	9	1,111.69	326.24
Deferred tax assets (net)	34	8,557.22	8,721.08
Investment property	10	3.56	3.56
Property, plant and equipment	12	2,639.99	2,412.35
Right of use asset	38	5,608.85	5,510.10
Capital work-in-progress	13	7,208.34	6,236.10
Other intangible assets	14	573.61	713.24
Other non-financial assets	11	3,103.60	3,929.38
Total non-financial assets		28,806.86	27,852.05
Total assets		15,78,973.88	14,42,056.45
Liabilities and equity			
Financial liabilities			
Derivative financial instruments	15	-	964.12
Payables			
Trade payables	16		
Total outstanding dues of micro enterprises and small enterprises		118.62	115.36
Total outstanding dues of creditors other than micro enterprises and small enterprises		3,062.26	2,556.50
Debt securities	17	78,323.23	78,178.40
Borrowings (other than debt securities)	18	7,41,719.77	7,14,020.99
Other financial liabilities	19	10,586.48	9,463.96
Total financial liabilities		8,33,810.36	8,05,299.33
Non-financial liabilities			
Current tax liabilities (net)	9A	1,455.66	865.79
Provisions	20	3,733.53	3,443.50
Other non-financial liabilities	21	1,958.97	1,987.16
Total non-financial liabilities		7,148.16	6,296.45
Total liabilities		8,40,958.52	8,11,595.78
Equity			
Equity share capital	22	2,951.75	2,944.27
Other equity	23	7,35,063.61	6,27,516.40
Total equity		7,38,015.36	6,30,460.67
Total liabilities and equity		15,78,973.88	14,42,056.45

See accompanying notes to the financial statements

2 and 3

In terms of our report attached
for **Deloitte Haskins & Sells**
Chartered Accountants
Firm's Registration No: 008072S

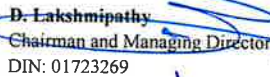

G. K. Subramaniam

Membership No: 109839

Place : Mumbai
Date : April 28, 2026




For and on behalf of the Board of Directors of
Five-Star Business Finance Limited
CIN: L65991TN1984PLC010844


D. Lakshmi pathy
Chairman and Managing Director
DIN: 01723269


G. Srikanth
Joint Managing Director
& Chief Financial Officer
DIN: 10636810

Place : Chennai
Date : April 28, 2026


R. Anand
Independent Director
DIN: 00243485


Vigneshkumar. S. M
Company Secretary
ACS: A44671

Five-Star Business Finance Limited
Statement of Profit and Loss for the year ended March 31, 2026
(All amounts are in INR in lakhs, unless otherwise stated)

Particulars	Note No.	For the year ended March 31, 2026	For the year ended March 31, 2025
Revenue from operations			
Interest income	24	3,12,912.22	2,76,627.72
Fees and commission income	25	4,654.68	3,216.52
Net gain on fair value changes	26	4,245.45	4,939.72
Total revenue from operations (I)		3,21,812.35	2,84,783.96
Other income (II)	27	2,784.82	1,818.43
Total income (III)= (I) + (II)		3,24,597.17	2,86,602.39
Expenses			
Finance costs	28	73,718.74	66,798.07
Impairment on financial instruments	29	21,631.72	8,896.52
Employee benefits expenses	30	62,988.77	52,110.47
Depreciation and amortization	31	3,704.67	3,037.91
Other expenses	32	16,271.57	12,699.99
Total expenses (IV)		1,78,315.47	1,43,542.96
Profit before tax (V) = (III) - (IV)		1,46,281.70	1,43,059.43
Tax expense			
Current tax	33	36,503.91	37,160.64
Deferred tax	33	(96.74)	(1,350.20)
Total tax expenses (VI)		36,407.17	35,810.44
Profit for the year (A) = (V) - (VI)		1,09,874.53	1,07,248.99
Other comprehensive income / (loss)			
Items that will not be reclassified to profit or loss			
Remeasurements of the defined benefit plans (net)	41	864.63	(391.93)
Income tax relating to items that will not be reclassified to profit or loss	33.1	(217.61)	98.64
Subtotal (i)		647.02	(293.29)
Items that will be reclassified to profit or loss			
The effective portion of gain and loss on hedging instruments in a cash flow hedge	48	170.85	4.18
Income tax relating to items that will be reclassified to profit or loss	33.1	(43.00)	(1.05)
Subtotal (ii)		127.85	3.13
Other comprehensive income / (loss) for the year (B)= (i) +(ii)		774.87	(290.16)
Total comprehensive income for the year (A) + (B)		1,10,649.40	1,06,958.83
Earnings per equity share (face value INR 1 each)			
Basic (in rupees)		37.31	36.61
Diluted (in rupees)	39	37.25	36.50

See accompanying notes to the financial statements

2 and 3

In terms of our report attached
for **Deloitte Haskins & Sells**
Chartered Accountants
Firm's Registration No: 008072S

G. R. Subramaniam
Membership No: 109839

Place : Mumbai
Date : April 28, 2026

For and on behalf of the Board of Directors of
Five-Star Business Finance Limited
CIN: L65991TN1984PLC010844

D. Lakshmiopathy
Chairman and Managing Director
DIN: 01723269

G. Srikanth
Joint Managing Director
& Chief Financial Officer
DIN: 10636810

Place : Chennai
Date : April 28, 2026

R. Anand
Independent Director
DIN: 00243485

Vigneshkumar. S. M
Company Secretary
ACS: A44671



Five-Star Business Finance Limited
Statement of cash flows for the year ended March 31, 2026
(All amounts are in INR in lakhs, unless otherwise stated)

Particulars	For the year ended March 31, 2026	For the year ended March 31, 2025
Cash flow from operating activities		
Profit before tax	1,46,281.70	1,43,059.43
Adjustments for:		
Interest on loans	(3,03,009.60)	(2,69,292.32)
Interest on deposit with banks	(8,411.32)	(6,369.49)
Interest on investment in government securities	(1,491.30)	(965.91)
Finance costs	73,718.74	66,798.07
Impairment on financial instruments	21,631.72	8,896.52
Depreciation and amortisation	3,704.67	3,037.91
Loss on sale of property, plant and equipment (net)	6.58	8.17
Net gain on fair value changes on mutual fund investments	(4,245.45)	(4,939.72)
Gain recognised on derecognition of leases	(20.98)	(11.87)
Employee stock option expenses	642.33	1,776.92
Operating cash flow before working capital changes	(71,192.91)	(58,002.29)
Changes in working capital		
<i>Adjustment for (increase)/decrease in operating assets</i>		
Loans	(1,54,919.20)	(2,07,357.10)
Other financial assets	213.48	(2,494.92)
Other non-financial assets	696.65	(1,116.87)
<i>Adjustment for increase/(decrease) in operating liabilities</i>		
Trade payables	509.02	140.23
Provisions	1,154.66	959.78
Other financial liabilities	833.51	(2,637.19)
Other non-financial liabilities	(28.19)	719.06
Net cash used in operations	(2,22,732.99)	(2,69,789.30)
Finance costs paid	(73,494.54)	(64,168.80)
Interest income received on loans	3,06,498.50	2,67,581.12
Direct taxes paid (net)	(36,699.46)	(38,118.11)
Net cash used in operating activities (A)	(26,428.49)	(1,04,495.09)
Cash flow from investing activities		
Purchase of property, plant and equipment (including capital work-in-progress, intangible assets and capital advances)	(2,563.96)	(8,271.88)
Proceeds from sale of property, plant and equipment	11.06	5.10
Redemption of mutual funds (net)	4,245.44	4,939.72
Purchase of government securities	-	(20,426.54)
Redemption of government securities	-	9,943.07
Interest received on deposit from banks/others	9,101.83	7,339.69
Deposits placed (with)/withdrawn from banks (net)	12,043.79	(52,086.71)
Net cash from / (used in) investing activities (B)	22,838.16	(58,557.55)
Cash flow from financing activities		
Proceeds on issue of equity shares	7.48	19.78
Proceeds towards share application money	0.02	-
Proceeds from securities premium on issue of shares	2,144.44	1,300.42
Proceeds on issue of share warrants	-	789.25
Proceeds from borrowings (including debt securities)	2,90,627.29	3,54,500.00
Payment of dividend	(5,888.98)	-
Repayment of borrowings (including debt securities)	(2,69,296.11)	(1,95,846.14)
Repayment of lease liabilities (excluding interest)	(1,888.34)	(1,476.55)
Net cash from financing activities (C)	15,705.80	1,59,286.76
Net increase/(decrease) in cash and cash equivalents [A + B + C]	12,115.47	(3,765.88)
Cash and cash equivalents at the beginning of the year	1,49,674.05	1,53,439.93
Cash and cash equivalents at the end of the year	1,61,789.52	1,49,674.05



Five-Star Business Finance Limited
Statement of cash flows for the year ended March 31, 2026
(All amounts are in INR in lakhs, unless otherwise stated)

Notes:

Components of cash and cash equivalents

Particulars	As at 31 March 2026	As at 31 March 2025
Cash and cash equivalents		
Cash on hand	736.74	1,013.71
Balances with banks		
(i) In current accounts	7,478.55	10,935.60
(ii) In deposit accounts (original maturity less than 3 months)	1,53,574.23	1,37,724.74
	1,61,789.52	1,49,674.05

See accompanying notes to the financial statements

In terms of our report attached
for **Deloitte Haskins & Sells**
Chartered Accountants
Firm's Registration No: 008072S



G. K. Subramaniam

Membership No: 109839

Place : Mumbai
Date : April 28, 2026




For and on behalf of the Board of Directors of
Five-Star Business Finance Limited
CIN: L65991TN1984PLC010844


D. Lakshmi pathy
Chairman and Managing Director
DIN: 01723269


G. Srikanth
Joint Managing Director
& Chief Financial Officer
DIN: 10636810

Place : Chennai
Date : April 28, 2026


R. Anand
Independent Director
DIN: 00243485


Vigneshkumar. S. M
Company Secretary
ACS: A44671

Five-Star Business Finance Limited
Statement of Changes in Equity for the year ended March 31, 2026
(All amounts are in INR in lakhs, unless otherwise stated)

A Equity share capital

Particulars	For the year ended March 31, 2026		For the year ended March 31, 2025	
	Number of shares		Number of shares	
Balance at the beginning of the year	29,44,27,100	2,944.27	29,24,49,220	2,924.49
Changes in equity share capital during the year				
Add: Issue, subscribed and fully paid during the year				
Issue of equity shares under employee stock option	4,38,178	4.38	19,77,880	19.78
Preferential issue of equity shares	3,10,000	3.10	-	-
Balance at the end of the year	29,51,75,278	2,951.75	29,44,27,100	2,944.27

B Other equity

Particulars	Reserves and surplus					Other comprehensive income		Share application money pending allotment	Money received against the share warrants	Total
	Statutory reserves	Securities premium	Share option outstanding account	General reserve	Retained earnings	Effective portion of cashflow hedges	Remeasurement of defined benefit plan			
Balance as at April 01, 2025	77,350.65	2,39,535.01	3,335.93	719.60	3,06,114.64	(328.68)	-	-	789.25	6,27,516.40
The effective portion of gain and loss on hedging instruments in a cash flow hedge	-	-	-	-	-	127.85	-	-	-	127.85
Proceeds on issue of share warrants	-	-	-	-	-	-	-	-	(596.75)	(596.75)
Share application money pending allotment	-	-	-	-	-	-	-	0.02	-	0.02
Proceeds from securities premium on issue of equity shares	-	2,741.19	-	-	-	-	-	-	-	2,741.19
Profit for the year	-	-	-	-	1,09,874.53	-	-	-	-	1,09,874.53
Transfer to statutory reserves	21,974.91	-	-	-	(21,974.91)	-	-	-	-	-
Remeasurement of defined benefit plan	-	-	-	-	-	-	647.02	-	-	647.02
Transfer to retained earnings	-	-	-	-	647.02	-	(647.02)	-	-	-
Employee stock option expenses	-	-	642.33	-	-	-	-	-	-	642.33
Dividend paid	-	-	-	-	(5,888.98)	-	-	-	-	(5,888.98)
Transfer to securities premium on exercise of ESOP	-	1,157.12	(1,157.12)	-	-	-	-	-	-	-
Balance as at March 31, 2026	99,325.56	2,43,433.32	2,821.14	719.60	3,88,772.30	(200.83)	-	0.02	192.50	7,35,063.61
Balance as at April 01, 2024	55,900.85	2,34,158.90	5,634.70	719.60	2,20,608.74	(331.81)	-	-	-	5,16,690.98
The effective portion of gain and loss on hedging instruments in a cash flow hedge	-	-	-	-	-	3.13	-	-	-	3.13
Proceeds on issue of share warrants	-	-	-	-	-	-	-	-	789.25	789.25
Proceeds from securities premium on issue of equity shares	-	1,300.42	-	-	-	-	-	-	-	1,300.42
Profit for the year	-	-	-	-	1,07,248.99	-	-	-	-	1,07,248.99
Transfer to statutory reserves	21,449.80	-	-	-	(21,449.80)	-	-	-	-	-
Remeasurement of defined benefit plan	-	-	-	-	-	-	(293.29)	-	-	(293.29)
Transfer to retained earnings	-	-	-	-	(293.29)	-	293.29	-	-	-
Employee stock option expenses	-	-	1,776.92	-	-	-	-	-	-	1,776.92
Transfer to securities premium on exercise of ESOP	-	4,075.69	(4,075.69)	-	-	-	-	-	-	-
Balance as at March 31, 2025	77,350.65	2,39,535.01	3,335.93	719.60	3,06,114.64	(328.68)	-	-	789.25	6,27,516.40

See accompanying notes to the financial statements

In terms of our report attached
for Deloitte Haskins & Sells
Chartered Accountants
Firm's Registration No: 008072S

For and on behalf of the Board of Directors of
Five-Star Business Finance Limited
CIN: L65991TN1984PLC010844

G. K. Subramaniam
Membership No: 109839

Place : Mumbai
Date : April 28, 2026

D. Lakshmiopathy
Chairman and Managing Director
DIN: 01723269

G. Srikanth
Joint Managing Director
& Chief Financial Officer
DIN: 10636810

Place : Chennai
Date : April 28, 2026

R. Anand
Independent Director
DIN: 00243485

Vigneshkumar, S. M
Company Secretary
ACS: A44671



I Corporate Information

Five-Star Business Finance Limited ("the Company") (CIN:L65991TN1984PLC010844), is a public limited company domiciled in India, and incorporated under the provisions of Companies Act applicable in India. The registered office of the company is located at New No 27, Old No 4, Taylor's Road, Kilpauk, Chennai 600010. The Company's shares are listed in stock exchanges in India.

The Company is a systemically important non-deposit taking Non-Banking Finance Company (NBFC). The Company has received the Certificate of Registration dated June 9, 2016 in lieu of Certificate of Registration dated December 3, 2002 from the Reserve Bank of India ("RBI") to carry on the business of Non Banking Financial Institution without accepting public deposits ("NBFC-ND"). The Company is primarily engaged in providing loans for business purposes, house renovation / extension purposes and other mortgage purposes.

2 Statement of compliance and basis of preparation

2.1 Statement of compliance

These financial statements have been prepared in accordance with Indian Accounting Standards (Ind AS) as per the Companies (Indian Accounting Standards) Rules, 2015 as amended notified under Section 133 of Companies Act, 2013, (the 'Act') as amended from time to time and other relevant provisions of the Act. Any directions issued by the RBI or other regulators are implemented as and when they become applicable.

Accounting policies have been consistently applied except where a newly issued accounting standard is initially adopted or a revision to the existing accounting standard requires a change in the accounting policy hitherto in use.

These financial statements were authorised for issue by the Company's Board of Directors on April 28, 2026.

Details of the Company's accounting policies are disclosed in note 3.

2.2 Presentation of financial statements

The financial statements have been prepared in accordance with Indian Accounting Standards (Ind AS) as per the Companies (Indian Accounting Standards) Rules, 2015 as amended from time to time and notified under section 133 of the Companies Act, 2013 (the Act) along with other relevant provisions of the Act, the Master Direction – Reserve Bank of India (Non-Banking Financial Companies – Financial Statements: Presentation and Disclosures) Directions, 2025 issued vide notification no. RBI/DOR/2025-26/359 DOR.ACC.REC.No.278/21.04.018/2025-26 dated 28th November 2025 ('the NBFC Master Directions') and erstwhile notification for Implementation of Indian Accounting Standard vide circular RBI/2019-20/170 DOR(NBFC).CC.PD.No.109/22.10.106/2019-20 dated 13 March 2020 and RBI/2020-21/15 DOR (NBFC).CC.PD.No.116/22.10.106/2020-21 dated 24 July 2020 ('RBI Notification for Implementation of Ind AS') issued by RBI.

The financial statements are presented in Indian Rupee (INR) which is also the functional currency of the Company. The financial statements have been prepared on a historical cost basis, except for certain financial instruments that are measured at fair value. The financial statements are prepared on a going concern basis, as the Management is satisfied that the Company shall be able to continue its business for the foreseeable future and no material uncertainty exists that may cast significant doubt on the going concern assumption. In making this assessment, the Management has considered a wide range of information relating to present and future conditions, including future projections of profitability, cash flows and capital resources.

The Balance Sheet, the Statement of Profit and Loss and Statement of Changes in Equity are presented in the format prescribed under Division III of Schedule III as amended from time to time, for Non Banking Financial Companies ('NBFC') that are required to comply with Ind AS. The statement of cash flows has been presented as per the requirements of Ind AS 7 Statement of Cash Flows.

The Company presents its balance sheet in order of liquidity. An analysis regarding recovery or settlement within 12 months after the reporting date (current) and more than 12 months after the reporting date (non-current) is presented separately.

Financial assets and financial liabilities are generally reported gross in the balance sheet. They are only offset and reported net when, in addition to having an unconditional legally enforceable right to offset the recognised amounts without being contingent on a future event, the parties also intend to settle on a net basis in all of the following circumstances:-

- The normal course of business
- The event of default
- The event of insolvency or bankruptcy of the company and / or its counterparties.

Derivative assets and liabilities with master netting arrangements (e.g. ISDAs) are only presented net when they satisfy the eligibility of netting for all of the above criteria and not just in the event of default.

2.3 Functional and presentation currency

These financial statements are presented in Indian Rupees (INR), which is also the Company's functional currency. All amounts have been rounded-off to the nearest lakhs (upto two decimals), unless otherwise indicated.

2.4 Basis of measurement

The financial statements have been prepared on a historical cost basis, except for fair value through other comprehensive income (FVOCI) instruments, fair value through Profit and Loss (FVTPL) instruments, derivative financial instruments and certain other financial assets and financial liabilities measured at fair value (refer accounting policy regarding financial instruments).



2.5 Use of estimates and judgements

The preparation of the financial statements in conformity with Ind AS requires management to make estimates, judgments and assumptions. These estimates, judgments and assumptions affect the application of accounting policies and the reported amounts of assets and liabilities, the disclosures of contingent assets and liabilities at the date of the financial statements and reported amounts of revenues and expenses during the period. Accounting estimates could change from period to period. Actual results could differ from those estimates. Estimates and underlying assumptions are reviewed on an ongoing basis. Appropriate changes in estimates are made as management becomes aware of changes in circumstances surrounding the estimates. Changes in estimates are reflected in the financial statements in the period in which changes are made and, if material, their effects are disclosed in the notes to the financial statements.

i) Fair value of financial instruments

The fair value of financial instruments is the price that would be received to sell an asset or paid to transfer a liability in an orderly transaction in the principal (or most advantageous) market at the measurement date under current market conditions (i.e. an exit price) regardless of whether that price is directly observable or estimated using another valuation technique. When the fair values of financial assets and financial liabilities recorded in the balance sheet cannot be derived from active markets, they are determined using a variety of valuation techniques that include the use of valuation models. The inputs to these models are taken from observable markets where possible, but where this is not feasible, estimation is required in establishing fair values.

ii) Effective Interest Rate ("EIR") method

The Company's EIR methodology, as explained in Note 3.1(A), recognises interest income / expense using a rate of return that represents the best estimate of a constant rate of return over the expected behavioural life of loans given / taken and recognises the effect of potentially different interest rates at various stages and other characteristics of the product life cycle (including prepayments and delayed interest and charges).

This estimation, by nature, requires an element of judgement regarding the expected behaviour and life-cycle of the instruments, as well as expected changes to interest rates and other fee income/ expense that are integral parts of the instrument.

iii) Impairment of financial assets

The measurement of impairment losses across all categories of financial assets requires judgement, in particular, the estimation of the amount and timing of future cash flows and collateral values when determining impairment losses and the assessment of a significant increase in credit risk. These estimates are driven by a number of factors, changes in which can result in different levels of allowances.

The Company's expected credit loss ("ECL") calculations are outputs of complex models with a number of underlying assumptions regarding the choice of variable inputs and their interdependencies. Elements of the ECL models that are considered accounting judgements and estimates include :

- a) The Company's criteria for assessing if there has been a significant increase in credit risk and so allowances for financial assets should be measured on a life time expected credit loss ("LTECL") basis.
- b) Development of ECL models, including the various formulae and the choice of inputs.
- c) Determination of associations between macroeconomic scenarios and economic inputs, such as gross domestic products, lending interest rates and collateral values, and the effect on probability of default ("PD"), exposure at default ("EAD") and loss given default ("LGD").
- d) Selection of forward-looking macroeconomic scenarios and their probability weightings, to derive the economic inputs into ECL models.

iv) Provisions and other contingent liabilities

The Company operates in a regulatory and legal environment that, by nature, has a heightened element of litigation risk inherent to its operations. As a result, it is involved in various litigation, arbitration and regulatory investigations and proceedings in the ordinary course of the Company's business.

When the Company can reliably measure the outflow of economic benefits in relation to a specific case and considers such outflows to be probable, the Company records a provision against the case. Where the outflow is considered to be probable, but a reliable estimate cannot be made, a contingent liability is disclosed.

Given the subjectivity and uncertainty of determining the probability and amount of losses, the Company takes into account a number of factors including legal advice, the stage of the matter and historical evidence from similar incidents. Significant judgement is required to conclude on these estimates.

These estimates and judgements are based on historical experience and other factors, including expectations of future events that may have a financial impact on the Company and that are believed to be reasonable under the circumstances. Management believes that the estimates used in preparation of the financial statements are prudent and reasonable.



2.5 Use of estimates and judgements (Continued)

v) Share-based payments

The Company initially measures the cost of cash-settled transactions with employees using a binomial model to determine the fair value of the liability incurred. Estimating fair value for share based payment transactions requires determination of the most appropriate valuation model, which is dependent on the terms and conditions of the grant. This estimate also requires determination of the most appropriate inputs to the valuation model including the expected life of the share option, volatility and dividend yield and making assumptions about them.

For the measurement of the fair value of equity-settled transactions with employees at the grant date, the Group uses Monte-Carlo simulation model for Employee Share Option Plan. The assumptions and models used for estimating fair value for share-based payment transactions are disclosed in Note 42.

vi) Defined benefit plans (gratuity benefits)

The cost of the defined benefit gratuity plan and other post-employment medical benefits and the present value of the gratuity obligation are determined using actuarial valuations. An actuarial valuation involves making various assumptions that may differ from actual developments in the future. These include the determination of the discount rate; future salary increases and mortality rates. Due to the complexities involved in the valuation and its long-term nature, a defined benefit obligation is highly sensitive to changes in these assumptions. All assumptions are reviewed at each reporting date.

The parameter most subject to change is the discount rate. In determining the appropriate discount rate for plans operated in India, the management considers the interest rates of government bonds where remaining maturity of such bond correspond to expected term of defined benefit obligation.

The mortality rate is based on publicly available mortality tables for the specific countries. Those mortality tables tend to change only at interval in response to demographic changes. Future salary increases and gratuity increases are based on expected future inflation rates for the respective countries.

Remeasurements as a result of experience adjustments and changes in actuarial assumptions are recognised in other comprehensive income.

Further details about gratuity obligations are given in Note 41.

vii) Leases

The estimates and judgements related to leases include:

- a) The determination of lease term for some lease contracts in which the Company is a lessee, including whether the Company is reasonably certain to exercise lessee options.
- b) The determination of the incremental borrowing rate used to measure lease liabilities.

viii) Other assumptions and estimation uncertainties

Information about critical judgements in applying accounting policies, as well as estimates and assumptions that have the most significant effect to the carrying amounts of assets and liabilities within the next financial year are included in the following notes:

- i) Estimated useful life of property, plant and equipment and intangible assets;
- ii) Recognition of deferred taxes.
- iii) Upfront recognition of Excess Interest Spread (EIS) in relation to securitisation transactions.



3 Summary of Material accounting policies

3.1 Revenue Recognition from contracts with customers

The Company recognises revenue from contracts with customers (other than financial assets to which Ind AS 109 'Financial instruments' is applicable) based on a comprehensive assessment model as set out in Ind AS 115 'Revenue from contracts with customers'. The Company identifies contract(s) with a customer and its performance obligations under the contract, determines the transaction price and its allocation to the performance obligations in the contract and recognises revenue only on satisfactory completion of performance obligations. Revenue is measured at transaction price i.e. the amount of consideration to which the Company expects to be entitled in exchange for transferring promised goods or services to the customer, excluding amounts collected on behalf of third parties. The Company consider the terms of the contract and its customary business practices to determine the transaction price. The Company applies the five-step approach for the recognition of revenue :

Step 1: Identify contract(s) with a customer: A contract is defined as an agreement between two or more parties that creates enforceable rights and obligations and sets out criteria for every contract that must be met.

Step 2: Identify performance obligations in the contract: A performance obligation is a promise in a contract with a customer to transfer a good or service to the customer.

Step 3: Determine the transaction price: The transaction price is the amount of consideration to which the group expects to be entitled in exchange for transferring promised goods or services to a customer, excluding amounts collected on behalf of third parties.

Step 4: Allocate the transaction price to the performance obligations in the contract: For a contract that has more than one performance obligation, the group allocates the transaction price to each performance obligation in an amount that depicts the amount of consideration to which the group expects to be entitled in exchange for satisfying each performance obligation.

Step 5: Recognise revenue when (or as) the group satisfies a performance obligation.

A. Effective Interest Rate ('EIR') Method

Under Ind AS 109, interest income is recorded using the effective interest rate method for all financial instruments measured at amortised cost. The EIR is the rate that exactly discounts estimated future cash receipts through the expected life of the financial instrument or, when appropriate, a shorter period, to the net carrying amount of the financial asset.

The EIR (and therefore, the amortised cost of the asset) is calculated by taking into account any fees and costs that are an integral part of the EIR. The Company recognises interest income using a rate of return that represents the best estimate of a constant rate of return over the expected life of the financial instrument.

If expectations regarding the cash flows on the financial asset are revised for reasons other than credit risk, the adjustment is booked as a positive or negative adjustment to the carrying amount of the asset in the balance sheet with an increase or reduction in interest income. The adjustment is subsequently amortised through Interest income in the statement of profit and loss.

The Company calculates interest income by applying EIR to the gross carrying amount of financial assets.

When a financial asset becomes credit impaired and is, therefore, regarded as 'stage 3', the Company continues to calculate interest income on the net amortized cost of the financial asset.

B. Dividend income

Dividend income is recognised when the Company's right to receive the payment is established and it is probable that the economic benefits associated with the dividend will flow to the Company and the amount of the dividend can be measured reliably. This is generally when the shareholders approve the dividend.

C. Other interest income

Other interest income is recognised on a time proportionate basis.

D. Fee income

Fees income such as legal inspection charges are recognised on an accrual basis in accordance with term of contract with the customer. Cheque Bounce charges are recognised as income upon certainty of receipt.

E. Others

Penal charges and other operating income are recognized as income upon certainty of receipt.

The Company recognises income on recoveries of financial assets written off on realisation or when the right to receive the same without any uncertainties of recovery is established.

All other income is recognized on an accrual basis, when there is no uncertainty in the ultimate realisation / collection.



Five-Star Business Finance Limited

Notes forming part of the financial statements for the year ended March 31, 2026

(All amounts are in INR in lakhs, unless otherwise stated)

3.2 Financial instrument - initial recognition

A. Date of recognition

Debt securities issued and borrowings (other than debt securities) are initially recognised when the funds reach the Company. Loans are recognised when funds are transferred to the customers account. All other financial assets and financial liabilities are initially recognised when the Company becomes a party to the contractual provisions of the instrument.

B. Initial measurement of financial instruments

The classification of financial instruments at initial recognition depends on their contractual terms and the business model for managing the instruments. Financial instruments are initially measured at their fair value, except in the case of financial assets and financial liabilities recorded at fair value through profit and loss (FVTPL), transaction costs are added to, or subtracted from this amount.

C. Measurement categories of financial assets and liabilities

The Company classifies all of its financial assets based on the business model for managing the assets and the asset's contractual terms, measured at either:

- i) Amortised cost
- ii) FVOCI
- iii) FVTPL

D. Net gain on fair value changes:

The Company designates certain financial assets for subsequent measurement at fair value through profit or loss (FVTPL) or fair value through other comprehensive income (FVOCI). The Company recognises gains on fair value change of financial assets measured at FVTPL and realised gains on derecognition of financial asset measured at FVTPL and FVOCI on net basis in profit or loss.

3.3 Financial assets and liabilities

A. Financial assets

Business model assessment

The Company determines its business model at the level that best reflects how it manages groups of financial assets to achieve its business objective.

The Company's business model is not assessed on an instrument-by-instrument basis, but at a higher level of aggregated portfolios and is based on observable factors such as:

- a) How the performance of the business model and the financial assets held within that business model are evaluated and reported to the Company's key management personnel.
- b) The risks that affect the performance of the business model (and the financial assets held within that business model) and, in particular, the way those risks are managed.
- c) How managers of the business are compensated (for example, whether the compensation is based on the fair value of the assets managed or on the contractual cash flows collected).
- d) The expected frequency, value and timing of sales are also important aspects of the Company's assessment.

The business model assessment is based on reasonably expected scenarios without taking 'worst case' or 'stress case' scenarios into account. If cash flows after initial recognition are realised in a way that is different from the Company's original expectations, the Company does not change the classification of the remaining financial assets held in that business model, but incorporates such information when assessing newly originated or newly purchased financial assets going forward.

SPPI test

As a second step of its classification process, the Company assesses the contractual terms of financial assets to identify whether they meet SPPI test.

'Principal' for the purpose of this test is defined as the fair value of the financial asset at initial recognition and may change over the life of financial asset (for example, if there are repayments of principal or amortisation of the premium/ discount).

The most significant elements of interest within a lending arrangement are typically the consideration for the time value of money and credit risk. To make the SPPI assessment, the Company applies judgement and considers relevant factors such as the period for which the interest rate is set.

In contrast, contractual terms that introduce a more than the minimum exposure to risks or volatility in the contractual cash flows that are unrelated to a basic lending arrangement do not give rise to contractual cash flows that are solely payments of principal and interest on the amount outstanding. In such cases, the financial asset is required to be measured at FVTPL.

Accordingly, financial assets are measured as follows based on the existing business model:



Five-Star Business Finance Limited

Notes forming part of the financial statements for the year ended March 31, 2026

(All amounts are in INR in lakhs, unless otherwise stated)

i) Financial assets carried at amortised cost (AC)

A financial asset is measured at amortised cost if it is held within a business model whose objective is to hold the asset in order to collect contractual cash flows and the contractual terms of the financial asset give rise on specified dates to cash flows that are solely payments of principal and interest on the principal amount outstanding. Bank balances, Loans, Trade receivables and other financial investments that meet the above conditions are measured at amortised cost.

ii) Financial assets at fair value through Other Comprehensive Income (FVOCI)

Financial assets are measured at FVOCI when the instrument is held within a business model, the objective of which is achieved by both collecting contractual cash flows and selling financial assets and the contractual terms of the financial asset meets the SPPI test.

iii) Financial assets at fair value through profit or loss (FVTPL)

A financial asset which is not classified as measured at amortised cost/ FVOCI are measured at FVTPL.

B. Financial liabilities

i) Initial recognition and measurement

All financial liabilities are initially recognized at fair value. Transaction costs that are directly attributable to the acquisition or issue of financial liability, which are not at fair value through profit or loss, are adjusted to the fair value on initial recognition.

ii) Subsequent measurement

Financial liabilities are carried at amortized cost using the effective interest method.

iii) Debt Securities and other borrowed funds

After initial measurement, debt issued and other borrowed funds are subsequently measured at amortised cost. Amortised cost is calculated by taking into account any discount or premium on issue funds, and costs that are an integral part of the instrument.

The Company issues certain non-convertible debentures, the return of which is linked to performance of specified indices market indicators over the period of the debenture. Such debentures have a component of an embedded derivative which is fair valued at a reporting date. The resultant 'net unrealised loss or gain' on the fair valuation of these embedded derivatives is recognised in the statement of profit and loss. The debt component of such debentures is measured at amortised cost using yield to maturity basis.

iv) Embedded derivatives

An embedded derivative is a component of a hybrid instrument that also includes a non-derivative host contract with the effect that some of the cash flows of the combined instrument vary in a way similar to a standalone derivative. An embedded derivative causes some or all of the cash flows that otherwise would be required by the contract to be modified according to a specified interest rate, financial instrument price, commodity price, foreign exchange rate, index or prices or rates, credit rating or credit index, or other variable, provided that, in the case of a non-financial variable, it is not specific to a party to the contract. A derivative that is attached to a financial instrument, but is contractually transferable independently of that instrument, or has a different counterparty from that instrument, is not an embedded derivative, but a separate financial instrument.

Derivatives embedded in all other host contracts are accounted for as separate derivatives and recorded at fair value if their economic characteristics and risks are not closely related to those of the host contracts and the host contracts are not held for trading or designated at fair value through profit or loss. These embedded derivatives are measured at fair value with changes in fair value recognised in profit or loss, unless designated as effective hedging instruments.

3.4 Reclassification of financial assets and liabilities

The Company does not reclassify its financial assets subsequent to their initial recognition. Financial liabilities are never reclassified. The Company did not reclassify any of its significant financial assets or liabilities in the year ended March 31, 2026 and March 31, 2025.

3.5 Derecognition of financial assets and liabilities

A. Derecognition of financial assets due to substantial modification of terms and conditions

The Company derecognises a financial asset, such as a loan to a customer, when the terms and conditions have been renegotiated to the extent that, substantially, it becomes a new loan, with the difference recognised as a derecognition gain or loss, to the extent that an impairment loss has not already been recorded. The newly recognised loans are classified as Stage 1 for ECL measurement purposes unless the new loan is deemed to be Purchased or originated credit impaired (POCI).

When assessing whether or not to derecognise a loan to a customer, amongst others, the Company considers the following factors:

- Change in currency of the loan
- Introduction of an equity feature
- Change in counterparty
- If the modification is such that the instrument would no longer meet the SPPI criterion.

If the modification does not result in cash flows that are substantially different, the modification does not result in derecognition. Based on the change in cash flows discounted at the original EIR, the Company records a modification gain or loss, to the extent that an impairment loss has not already been recorded.



Five-Star Business Finance Limited

Notes forming part of the financial statements for the year ended March 31, 2026

(All amounts are in INR in lakhs, unless otherwise stated)

B. Derecognition of financial assets other than due to substantial modification

i) Financial Assets

A financial asset (or, where applicable, a part of a financial asset or part of a group of similar financial assets) is derecognised when the contractual rights to the cash flows from the financial asset expires or it transfers the rights to receive the contractual cash flows in a transaction in which substantially all of the risks and rewards of ownership of the financial asset are transferred or in which the Company neither transfers nor retains substantially all of the risks and rewards of ownership and it does not retain control of the financial asset.

On derecognition of a financial asset in its entirety, the difference between the carrying amount (measured at the date of derecognition) and the consideration received (including any new asset obtained less any new liability assumed) is recognised in the statement of profit and loss.

When the Company has neither transferred nor retained substantially all the risks and rewards and has retained control of the asset, the asset continues to be recognised only to the extent of the Company's continuing involvement, in which case, the Company also recognises an associated liability. The transferred asset and the associated liability are measured on a basis that reflects the rights and obligations that the Company has retained.

Continuing involvement that takes the form of a guarantee over the transferred asset is measured at the lower of the original carrying amount of the asset and the maximum amount of consideration the Company could be required to pay.

ii) Financial Liability

A financial liability is derecognised when the obligation under the liability is discharged, cancelled or expires. Where an existing financial liability is replaced by another from the same lender on substantially different terms, or the terms of an existing liability are substantially modified, such an exchange or modification is treated as a derecognition of the original liability and the recognition of a new liability. The difference between the carrying value of the original financial liability and the consideration paid is recognised in the statement of profit and loss.

3.6 Impairment of financial assets

A. Overview of ECL principles

In accordance with Ind AS 109, the Company uses ECL model, for evaluating impairment of financial assets other than those measured at fair value through profit and loss (FVTPL). The ECL allowance is based on the credit losses expected to arise over the life of the asset (the lifetime expected credit loss or LTECL), unless there has been no significant increase in credit risk since origination, in which case, the allowance is based on the 12 months' expected credit loss (12mECL). The 12mECL is the portion of LTECLs that represent the ECLs that result from default events on a financial instrument that are possible within the 12 months after the reporting date. When estimating LTECLs for undrawn loan commitments, the Company estimates the expected portion of the loan commitment that will be drawn down over its expected life. The ECL is then based on the present value of the expected shortfalls in cash flows if the loan is drawn down.

Expected credit losses are measured through a loss allowance at an amount equal to:

- i.) The 12-months expected credit losses (expected credit losses that result from those default events on the financial instrument that are possible within 12 months after the reporting date); or
- ii.) Full lifetime expected credit losses (expected credit losses that result from all possible default events over the life of the financial instrument)

Both LTECLs and 12 months ECLs are calculated on collective basis.

Based on the above, the Company categorises its loans into Stage 1, Stage 2 and Stage 3, as described below:

Stage 1:

When loans are first recognised, the Company recognises an allowance based on 12 months ECL. Stage 1 loans includes those loans where there is no significant credit risk observed and also includes facilities where the credit risk has been improved and the loan has been reclassified from stage 2 or stage 3.

Stage 2:

When a loan has shown a significant increase in credit risk since origination, the Company records an allowance for the life time ECL. Stage 2 loans also includes facilities where the credit risk has improved and the loan has been reclassified from stage 3.

Stage 3:

Loans considered credit impaired are the loans which are past due for more than 90 days. The Company records an allowance for life time ECL.

For financial assets for which the Company has no reasonable expectations of recovering either the entire outstanding amount, or a proportion thereof, the gross carrying amount of the financial asset is reduced. This is considered a (partial) derecognition of the financial asset.



B. Calculation of ECLs

The mechanics of ECL calculations are outlined below and the key elements are, as follows:

Probability of Default (PD):

Probability of Default ("PD") is an estimate of the likelihood of default over a given time horizon. A default may only happen at a certain time over the assessed period, if the facility has not been previously derecognised and is still in the portfolio.

Exposure at Default (EAD):

Exposure at Default ("EAD") is an estimate of the exposure at a future default date, taking into account expected changes in the exposure after the reporting date, including repayments of principal and interest, whether scheduled by contract or otherwise, expected drawdowns on committed facilities, and accrued interest from missed payments.

Loss Given Default (LGD):

Loss Given Default ("LGD") is an estimate of the loss arising in the case where a default occurs at a given time. It is based on the difference between the contractual cash flows due and those that the lender would expect to receive, including from the realisation of any collateral. It is usually expressed as a percentage of the EAD. The Company has calculated PD, EAD and LGD to determine impairment loss on the portfolio of loans and discounted at an approximation to the EIR. At every reporting date, the above calculated PDs, EAD and LGDs are reviewed and changes in the forward looking estimates are analysed.

Impairment losses and releases are accounted for and disclosed separately from modification losses or gains that are accounted for as an adjustment of the financial asset's gross carrying value.

The mechanics of the ECL method are summarised below:

Stage 1:

The 12 months ECL is calculated as the portion of LTECLs that represent the ECLs that result from default events on a financial instrument that are possible within the 12 months after the reporting date. The Company calculates the 12 months ECL allowance based on the expectation of a default occurring in the 12 months following the reporting date. These expected 12-months default probabilities are applied to a forecast EAD and multiplied by the expected LGD and discounted by an approximation to the original EIR.

Stage 2:

When a loan has shown a significant increase in credit risk since origination, the Company records an allowance for the LTECLs. The mechanics are similar to those explained above, but PDs and LGDs are estimated over the lifetime of the instrument. The expected cash shortfalls are discounted by an approximation to the original EIR.

Significant increase in credit risk

The Company monitors all financial assets that are subject to the impairment requirements to assess whether there has been a significant increase in credit risk since initial recognition. If there has been a significant increase in credit risk the Company will measure the loss allowance based on LTECLs rather than 12mECLs.

In assessing whether the credit risk on a financial instrument has increased significantly since initial recognition, the Company compares the risk of a default occurring on the financial instrument at the reporting date based on the remaining maturity of the instrument with the risk of a default occurring that was anticipated for the remaining maturity at the current reporting date when the financial instrument was first recognised. In making this assessment, the Company considers both quantitative and qualitative information that is reasonable and supportable, including historical experience and forward-looking information that is available without undue cost or effort, based on the Company's historical experience and expert credit assessment including forward looking information.

Stage 3:

For loans considered credit-impaired, the Company recognises the lifetime expected credit losses for these loans. The method is similar to that for Stage 2 assets, with the PD set at 100%.

Credit-impaired financial assets

A financial asset is 'credit-impaired' when one or more events that have a detrimental impact on the estimated future cash flows of the financial asset have occurred. Credit-impaired financial assets are referred to as Stage 3 assets. Evidence of credit-impairment includes observable data about the following events:

- significant financial difficulty of the borrower;
- a breach of contract such as a default or past due event;
- the lender of the borrower, for economic or contractual reasons relating to the borrower's financial difficulty, having granted to the borrower a concession that the lender would not otherwise consider;
- the disappearance of an active market for a security because of financial difficulties; or
- the purchase of a financial asset at a deep discount that reflects the incurred credit losses.



Five-Star Business Finance Limited

Notes forming part of the financial statements for the year ended March 31, 2026

(All amounts are in INR in lakhs, unless otherwise stated)

It may not be possible to identify a single discrete event—instead, the combined effect of several events may have caused financial assets to become credit-impaired. The Company assesses whether debt instruments that are financial assets measured at amortised cost are credit-impaired at each reporting date.

A loan is considered credit-impaired when a concession is granted to the borrower due to a deterioration in the borrower's financial condition, unless there is evidence that as a result of granting the concession the risk of not receiving the contractual cash flows has reduced significantly and there are no other indicators of impairment. For financial assets where concessions are contemplated but not granted the asset is deemed credit impaired when there is observable evidence of credit-impairment including meeting the definition of default. The definition of default includes unlikelihood to pay indicators and a back-stop if amounts are overdue for 90 days or more.

Loan Commitments

When estimating LTECLs for undrawn loan commitments, the Company estimates the expected portion of the loan commitment that will be drawn down over its expected life. The ECL is then based on the present value of the expected shortfalls in cash flows if the loan is drawn down, based on a probability-weighting of the four scenarios. The expected cash shortfalls are discounted at an approximation to the expected EIR on the loan.

C. Forward looking information

In its ECL models, the Company relies on a broad range of forward looking macro parameters and estimated the impact on the default at a given point of time.

The inputs and models used for calculating ECLs may not always capture all characteristics of the market at the date of the financial statements. To reflect this, qualitative adjustments or overlays are occasionally made as temporary adjustments when such differences are significantly material.

3.7 Collateral repossessed

The Company generally does not use the assets repossessed for internal operations. The underlying loans in respect of which collaterals have been repossessed with an intention to realize by way of sale are considered as Stage 3 assets and the ECL allowance is determined based on the estimated net realisable value of the repossessed asset. Any surplus funds are returned to the borrower and accordingly collateral repossessed are not recorded on the balance sheet and not treated as assets held for sale.

3.8 Write-offs

Financial assets are written off when there is a significant doubt on recoverability in the medium term. If the amount to be written off is greater than the accumulated loss allowance, the difference is first treated as an addition to the allowance that is then applied against the gross carrying amount. Any subsequent recoveries are credited to the statement of profit and loss.

3.9 Determination of fair value

Fair value is the price that would be received to sell an asset or paid to transfer a liability in an orderly transaction between market participants at the measurement date, regardless of whether that price is directly observable or estimated using another valuation technique. In estimating the fair value of an asset or a liability, the Company has taken into account the characteristics of the asset or liability if market participants would take those characteristics into account when pricing the asset or liability at the measurement date.



Five-Star Business Finance Limited

Notes forming part of the financial statements for the year ended March 31, 2026

(All amounts are in INR in lakhs, unless otherwise stated)

In addition, for financial reporting purposes, fair value measurements are categorised into Level 1, 2, or 3 based on the degree to which the inputs to the fair value measurements are observable and the significance of the inputs to the fair value measurement in its entirety, which are described as follows:

The Company uses valuation techniques that are appropriate in the circumstances and for which sufficient data are available to measure fair value, maximising the use of relevant observable inputs and minimising the use of unobservable inputs.

Level 1 financial instruments: Those where the inputs used in the valuation are unadjusted quoted prices from active markets for identical assets or liabilities that the Company has access to at the measurement date. The Company considers markets as active only if there are sufficient trading activities with regards to the volume and liquidity of the identical assets or liabilities and when there are binding and exercisable price quotes available on the balance sheet date;

Level 2 financial instruments: Those where the inputs that are used for valuation and are significant, are derived from directly or indirectly observable market data available over the entire period of the instrument's life. Such inputs include quoted prices for similar assets or liabilities in active markets, quoted prices for identical instruments in inactive markets and observable inputs other than quoted prices such as interest rates and yield curves, implied volatilities, and credit spreads. In addition, adjustments may be required for the condition or location of the asset or the extent to which it relates to items that are comparable to the valued instrument. However, if such adjustments are based on unobservable inputs which are significant to the entire measurement, the Company will classify the instruments as Level 3;

Level 3 financial instruments – Those that include one or more unobservable input that is significant to the measurement as whole.

For assets and liabilities that are recognised in the financial statements on a recurring basis, the Company determines whether transfers have occurred between levels in the hierarchy by re-assessing categorisation (based on the lowest level input that is significant to the fair value measurement as a whole) at the end of each reporting period. The Company evaluates the levelling in the hierarchy at each reporting period on an instrument-by-instrument basis and reclassifies instruments when necessary based on the facts at the end of the reporting period.

3.10 Foreign currency transactions

Transactions in foreign currencies are translated into the functional currency of the Company, at the exchange rates at the dates of the transactions or an average rate if the average rate approximates the actual rate at the date of the transaction.

Monetary assets and liabilities denominated in foreign currencies are translated into the functional currency at the exchange rate at the reporting date. Non-monetary assets and liabilities that are measured at fair value in a foreign currency are translated into the functional currency at the exchange rate when the fair value was determined. Non-monetary assets and liabilities that are measured based on historical cost in a foreign currency are translated at the exchange rate at the date of the transaction. Exchange differences are recognized in profit or loss.

3.11 Investment Property

Investment property represents property held to earn rentals or for capital appreciation or both. Subsequent to initial recognition, investment properties are stated at cost less accumulated depreciation and accumulated impairment loss, if any.

Though the Company measures investment property using cost based measurement, the fair value of investment property is disclosed in the notes. Fair values are determined based on an annual evaluation performed by an external independent valuer applying valuation models.

Investment properties are derecognised either when they have been disposed of or when they are permanently withdrawn from use and no future economic benefit is expected from their disposal. The difference between the net disposal proceeds and the carrying amount of the asset is recognised in the statement of profit and loss in the period of derecognition.

On transition to Ind AS (i.e. 1 April 2017), the Company has elected to continue with the carrying value of Investment property measured as per the previous GAAP and use that carrying value as the deemed cost of Investment property.



3.12 Property, plant and equipment

i. Recognition and measurement

Items of property, plant and equipment are measured at cost, which includes capitalised borrowing costs, less accumulated depreciation and accumulated impairment losses, if any.

Cost of an item of property, plant and equipment comprises its purchase price, including import duties and non-refundable purchase taxes, after deducting trade discounts and rebates, any directly attributable cost of bringing the item to its working condition for its intended use and estimated costs of dismantling and removing the item and restoring the site on which it is located.

If significant parts of an item of property, plant and equipment have different useful lives, then they are accounted for as separate items (major components) of property, plant and equipment.

Any gain or loss on disposal of an item of property, plant and equipment is recognised in profit or loss.

ii. Subsequent expenditure

Subsequent expenditure is capitalised only if it is probable that the future economic benefits associated with the expenditure will flow to the Company.

iii. Depreciation

Depreciation is calculated on cost of items of property, plant and equipment less their estimated residual values over their estimated useful lives using the written down value method, and is generally recognised in the statement of profit and loss.

The Company follows estimated useful lives which are given under Part C of the Schedule II of the Companies Act, 2013. The estimated useful lives of items of property, plant and equipment are as follows:

Asset category	Estimated Useful life
Vehicles	8 years
Furniture and fittings	10 years
Office equipment	5 years
Computers and accessories	3 years
Servers	6 years

Leasehold improvements are depreciated over the remaining period of lease or estimated useful life of the assets, whichever is lower. Depreciation on additions (disposals) is provided on a pro-rata basis i.e. from (upto) the date on which asset is ready for use (disposed of).

Property plant and equipment is derecognised on disposal or when no future economic benefits are expected from its use. Any gain or loss arising on derecognition of the asset (calculated as the difference between the net disposal proceeds and the carrying amount of the asset) is recognised in other income / expense in the statement of profit and loss in the year the asset is derecognised. The date of disposal of an item of property, plant and equipment is the date the recipient obtains control of that item in accordance with the requirements for determining when a performance obligation is satisfied in Ind AS 115.

3.13 Intangible assets

i. Recognition and measurement

Intangible assets including those acquired by the Company are initially measured at cost. Such intangible assets are subsequently measured at cost less accumulated amortisation and any accumulated impairment losses.

On transition to Ind AS (i.e. 1 April 2017), the Company has elected to continue with the carrying value of all Intangible assets measured as per the previous GAAP and use that carrying value as the deemed cost of Intangible assets.

ii. Subsequent expenditure

Subsequent expenditure is capitalised only when it increases the future economic benefits embodied in the specific asset to which it relates. All other expenditure, including expenditure on internally generated goodwill and brands, is recognised in profit or loss as incurred.



iii. Amortisation

Amortisation is calculated to write off the cost of intangible assets less their estimated residual values over their estimated useful lives using the straight line method, and is included in depreciation and amortisation in Statement of Profit and Loss.

Asset category	Estimated Useful life
Computer software	5 years

Amortisation method, useful lives and residual values are reviewed at the end of each financial year and adjusted if appropriate on prospective basis.

3.14 Impairment of non-financial assets

The Company determines periodically whether there is any indication of impairment of the carrying amount of its non-financial assets. The recoverable amount (higher of net selling price and value in use) is determined for an individual asset, unless the asset does not generate cash inflows that are largely independent of those from other assets or group of assets. The recoverable amounts of such asset are estimated, if any indication exists and impairment loss is recognized wherever the carrying amount of the asset exceeds its recoverable amount. Where it is not possible to estimate the recoverable amount of an individual asset, the Company estimates the recoverable amount of the cash-generating unit to which the asset belongs.

In assessing value in use, the estimated future cash flows are discounted to their present value using a pre-tax discount rate that reflects current market assessments of the time value of money and the risks specific to the asset. In determining fair value less costs of disposal, recent market transactions are taken in to account. If no such transactions can be identified, an appropriate valuation model is used. These calculations are corroborated by valuation multiples, quoted share prices for publicly traded companies or other available fair value indicators.

Impairment losses of continuing operations, are recognised in the statement of profit and loss.

For assets excluding goodwill, an assessment is made at each reporting date to determine whether there is an indication that previously recognised impairment losses no longer exist or have decreased. If such indication exists, the Group Company estimates the asset's or CGU's recoverable amount. A previously recognised impairment loss is reversed only if there has been a change in the assumptions used to determine the asset's recoverable amount since the last impairment loss was recognised. The reversal is limited so that the carrying amount of the asset does not exceed its recoverable amount, nor exceed the carrying amount that would have been determined, net of depreciation, had no impairment loss been recognised for the asset in prior years. Such reversal is recognised in the statement of profit or loss unless the asset is carried at a revalued amount, in which case, the reversal is treated as a revaluation increase.

3.15 Employee benefits

i. Post-employment benefits

Defined contribution plan

The Company's contribution to provident fund is considered as defined contribution plan and is charged as an expense as they fall due based on the amount of contribution required to be made and when the services are rendered by the employees. The Company has no obligation, other than the contribution payable to the provident fund.

Employees' State Insurance: The Company contributes to Employees State Insurance Scheme and recognizes such contribution as an expense in the Statement of Profit and Loss in the period when services are rendered by the employees.

Defined benefit plans

Gratuity

A defined benefit plan is a post-employment benefit plan other than a defined contribution plan. The Company's net obligation in respect of defined benefit plans is calculated separately for each plan by estimating the amount of future benefit that employees have earned in the current and prior periods.


The calculation of defined benefit obligation is performed annually by a qualified actuary using the projected unit credit method. When the calculation results in a potential asset for the Company, the recognised asset is limited to the present value of economic benefits available in the form of any future refunds from the plan or reductions in future contributions to the plan ('the asset ceiling'), if any. In order to calculate the present value of economic benefits, consideration is given to any minimum funding requirements.

Remeasurements of the net defined benefit liability, which comprise actuarial gains and losses and the effect of the asset ceiling (if any, excluding interest), are recognised in OCI. The Company determines the net interest expense (income) on the net defined benefit liability (asset) for the period by applying the discount rate used to measure the defined benefit obligation at the beginning of the annual period to the then-net defined benefit liability (asset), taking into account any changes in the net defined benefit liability (asset) during the period as a result of contributions and benefit payments. Net interest expense and other expenses related to defined benefit plans are recognised in profit or loss.

When the benefits of a plan are changed or when a plan is curtailed, the resulting change in benefit that relates to past service ('past service cost' or 'past service gain') or the gain or loss on curtailment is recognised immediately in profit or loss on the earlier of:

- The date of the plan amendment or curtailment, and
- The date that the Company recognises related restructuring costs

The Company recognises gains and losses on the settlement of a defined benefit plan when the settlement occurs.



3.15 Employee benefits (Continued)

ii. Other long-term employee benefits

Compensated absences

The employees can carry forward a portion of the unutilised accrued compensated absences and utilise it in future service periods or receive cash compensation on termination of employment. Since the compensated absences do not fall due wholly within twelve months after the end of such period, the benefit is classified as a long-term employee benefit. The Company records an obligation for such compensated absences in the period in which the employee renders the services that increase this entitlement. The obligation is measured on the basis of independent actuarial valuation using the projected unit credit method.

iii. Short-term employee benefits

The undiscounted amount of short-term employee benefits expected to be paid in exchange for the services rendered by employees are recognized during the year when the employees render the service. These benefits include performance incentive and compensated absences which are expected to occur within twelve months after the end of the year in which the employee renders the related service. The cost of such compensated absences is accounted as under :

- (a) in case of accumulated compensated absences, when employees render the services that increase their entitlement of future compensated absences; and
- (b) in case of non-accumulating compensated absences, when the absences occur.

iv. Share based payments

The grant date fair value of equity settled share based payment awards granted to employees is recognised as an employee expense, with a corresponding increase in equity, over the period that the employees unconditionally become entitled to the awards. The amount recognised as expense is based on the estimate of the number of awards for which the related service and non-market vesting conditions are expected to be met, such that the amount ultimately recognised as an expense is based on the number of awards that do meet the related service and non-market vesting conditions at the vesting date.

3.16 Provisions, contingent liabilities and contingent assets

Provisions

Provisions are recognised when the Company has a present obligation (legal or constructive) as a result of past events, and it is probable that an outflow of resources embodying economic benefits will be required to settle the obligation, and a reliable estimate can be made of the amount of the obligation. When the effect of the time value of money is material, the Company determines the level of provision by discounting the expected cash flows at a pre-tax rate reflecting the current rates specific to the liability. The expense relating to any provision is presented in the statement of profit and loss net of any reimbursement.

Contingent liability

A possible obligation that arises from past events and the existence of which will be confirmed only by the occurrence or non-occurrence of one or more uncertain future events not wholly within the control of the Company or; present obligation that arises from past events where it is not probable that an outflow of resources embodying economic benefits will be required to settle the obligation; or the amount of the obligation cannot be measured with sufficient reliability are disclosed as contingent liability and not provided for.

Contingent asset

A contingent asset is a possible asset that arises from past events and whose existence will be confirmed only by the occurrence or non-occurrence of one or more uncertain future events not wholly within the control of the Company. Contingent assets are neither recognised nor disclosed in the financial statements.

3.17 Leases

All leases are accounted for by recognising a right-of-use asset and a lease liability except for:

- Leases of low value assets; and
- Leases with a duration of 12 months or less.

At the commencement date of the lease, the Company recognises lease liabilities measured at the present value of lease payments to be made over the lease term. The lease payments include fixed payments (including in-substance fixed payments) less any lease incentives receivable and amounts expected to be paid under residual value guarantees.

In calculating the present value of lease payments, the Company uses the incremental borrowing rate at the lease commencement date if the interest rate implicit in the lease is not readily determinable. After the commencement date, the amount of lease liabilities is increased to reflect the accretion of interest and reduced for the lease payments made. In addition, the carrying amount of lease liabilities is remeasured if there is a modification, a change in the lease term, a change in the in-substance fixed lease payments or a change in the assessment to purchase the underlying asset.



3.17 Leases (Continued)

The Company recognises right-of-use assets at the commencement date of the lease (i.e. the date the underlying asset is available for use). Right-of-use assets are measured at cost, less any accumulated depreciation and accumulated impairment losses, and adjusted for any remeasurement of lease liabilities. The cost of right-of-use assets includes the amount of lease liabilities recognised, initial direct costs incurred, and lease payments made at or before the commencement date less any lease incentives received. Unless the Company is reasonably certain to obtain ownership of the leased asset at the end of the lease term, the recognised right-of-use assets are depreciated on a straight-line basis over the shorter of its estimated useful life and the lease term.

The Company determines the lease term as the initial period agreed in the lease agreement, together with both periods covered by an option to extend the lease if the Company is reasonably certain to exercise that option; and periods covered by an option to terminate the lease if the Company is reasonably certain not to exercise that option. In assessing whether the Company is reasonably certain to exercise an option to extend a lease, or not to exercise an option to terminate a lease, it considers all relevant facts and circumstances that create an economic incentive for the Company to exercise the option to extend the lease, or not to exercise the option to terminate the lease. The Company revises the lease term if there is a change in the initial period agreed in the lease agreement.

3.18 Taxes

i. Current tax

Current tax comprises the expected tax payable or receivable on the taxable income or loss for the year and any adjustment to the tax payable or receivable in respect of previous years. The amount of current tax reflects the best estimate of the tax amount expected to be paid or received after considering the uncertainty, if any, related to income taxes. It is measured using tax rates (and tax laws) enacted or substantively enacted by the reporting date.

Current tax assets and current tax liabilities are offset only if there is a legally enforceable right to set off the recognised amounts, and it is intended to realise the asset and settle the liability on a net basis or simultaneously.

ii. Deferred tax

Deferred tax is recognised in respect of temporary differences between the carrying amounts of assets and liabilities for financial reporting purposes and the corresponding amounts used for taxation purposes. Deferred tax is also recognised in respect of carried forward tax losses and tax credits. Deferred tax is not recognised for temporary differences arising on the initial recognition of assets or liabilities in a transaction that is not a business combination and that affects neither accounting nor taxable profit or loss at the time of the transaction; temporary differences related to investments in subsidiaries, associates and joint arrangements to the extent that the Company is able to control the timing of the reversal of the temporary differences and it is probable that they will not reverse in the foreseeable future; and taxable temporary differences arising on the initial recognition of goodwill.

Deferred tax assets are recognised to the extent that it is probable that taxable profit will be available against which the deductible temporary differences, and the carry forward of unused tax credits and unused tax losses can be utilised. Deferred tax assets – unrecognised or recognised, are reviewed at each reporting date and are recognised/ reduced to the extent that it is probable/ no longer probable respectively that the related tax benefit will be realised.

Deferred tax is measured at the tax rates that are expected to apply to the period when the asset is realised or the liability is settled, based on the laws that have been enacted or substantively enacted by the reporting date. The measurement of deferred tax reflects the tax consequences that would follow from the manner in which the Company expects, at the reporting date, to recover or settle the carrying amount of its assets and liabilities.

Deferred tax assets and liabilities are offset if there is a legally enforceable right to offset current tax liabilities and assets, and they relate to income taxes levied by the same tax authority on the same taxable entity, or on different tax entities, but they intend to settle current tax liabilities and assets on a net basis or their tax assets and liabilities will be realised simultaneously.

Indirect taxes

Goods and services tax /value added taxes paid on acquisition of assets or on incurring expenses.

Expenses and assets are recognised net of the goods and services tax/value added taxes paid, except:

- When the tax incurred on a purchase of assets or services is not recoverable from the taxation authority, in which case, the tax paid recognised as part of the cost of acquisition of the asset or as part of the expense item, as applicable
- When receivables and payables are stated with the amount of tax included

The net amount of tax recoverable from, or payable to, the taxation authority is included as part of receivables or payables in the balance sheet.

3.19 Borrowing cost

Borrowing costs are interest and other costs incurred in connection with the borrowings of funds. Borrowing costs directly attributable to acquisition or construction of an asset which necessarily take a substantial period of time to get ready for their intended use are capitalized as part of the cost of the asset. Other borrowings costs are recognized as an expense in the statement of profit and loss account on an accrual basis using the effective interest method.



3.20 Cash and cash equivalents

Cash and cash equivalents comprises cash on hand and demand deposits with banks. Cash equivalents are short-term balances (with an original maturity of three months or less from the date of acquisition), highly liquid investments that are readily convertible into known amounts of cash and which are subject to insignificant risk of changes in value.

3.21 Earnings per share

The Company reports basic and diluted earnings per equity share in accordance with Ind AS 33, Earnings Per Share. Basic earnings per equity share is computed by dividing net profit / loss after tax attributable to the equity share holders for the year by the weighted average number of equity shares outstanding during the year.

Diluted earnings per equity share is computed and disclosed by dividing the net profit/ loss after tax attributable to the equity share holders for the year after giving impact of dilutive potential equity shares for the year by the weighted average number of equity shares and dilutive potential equity shares outstanding during the year, except where the results are anti-dilutive. Potential equity shares are deemed to be dilutive only if their conversion to equity shares would decrease the net profit per share from continuing ordinary operations. Potential dilutive equity shares are deemed to be converted as at the beginning of the period, unless they have been issued at a later date. The dilutive potential equity shares are adjusted for the proceeds receivable had the shares been actually issued at fair value. Dilutive potential equity shares are determined independently for each period presented.

The number of equity shares and potentially dilutive equity shares are adjusted for share splits / reverse share splits and bonus shares, as appropriate. Partly paid equity shares are treated as a fraction of an equity share to the extent that they are entitled to participate in dividends relative to a fully paid equity share during the reporting period.

3.22 Cash flow statement

Cash flows are reported using the indirect method, whereby profit before tax is adjusted for the effects of transactions of a non-cash nature and any deferrals or accruals of past or future cash receipts or payments. The cash flows from regular revenue generating, financing and investing activities of the Company are segregated. Cash flows in foreign currencies are accounted at the actual rates of exchange prevailing at the dates of the transactions.

3.23 Derivative financial instruments

A derivative is a financial instrument or other contract with all three of the following characteristics:

- Its value changes in response to the change in a specified interest rate, financial instrument price, commodity price, foreign exchange rate, index of prices or rates, credit rating or credit index, or other variable, provided that, in the case of a non-financial variable, it is not specific to a party to the contract (i.e., the 'underlying').
- It requires no initial net investment or an initial net investment that is smaller than would be required for other types of contracts expected to have a similar response to changes in market factors.
- It is settled at a future date.

The Company enters into derivative financial instruments to manage its exposure to interest rate risk and foreign exchange rate risk. Derivatives held include foreign exchange forward contracts, interest rate swaps and cross currency interest rate swaps.

Derivatives are initially recognised at fair value on the date when a derivative contract is entered into and are subsequently remeasured to their fair value at each balance sheet date. The resulting gain/loss is recognised in the statement of profit and loss immediately unless the derivative is designated and is effective as a hedging instrument, in which event the timing of the recognition in the statement of profit and loss depends on the nature of the hedge relationship. The Company designates certain derivatives as hedges of highly probable forecast transactions (cash flow hedges). A derivative with a positive fair value is recognised as a financial asset whereas a derivative with a negative fair value is recognised as a financial liability.

3.23.1 Hedge accounting policy

The Company makes use of derivative instruments to manage exposures to interest rate and foreign currency. In order to manage particular risks, the Company applies hedge accounting for transactions that meet specific criteria. At the inception of a hedge relationship, the Company formally designates and documents the hedge relationship to which the Company wishes to apply hedge accounting and the risk management objective and strategy for undertaking the hedge. The documentation includes the Company's risk management objective and strategy for undertaking hedge, the hedging / economic relationship, the hedged item or transaction, the nature of the risk being hedged, hedge ratio and how the Company would assess the effectiveness of changes in the hedging instrument's fair value in offsetting the exposure to changes in the hedged item's fair value or cash flows attributable to the hedged risk. Such hedges are expected to be highly effective in achieving offsetting changes in fair value or cash flows and are assessed on an on-going basis to determine that they actually have been highly effective throughout the financial reporting periods for which they were designated.



Five-Star Business Finance Limited

Notes forming part of the financial statements for the year ended March 31, 2026

(All amounts are in INR in lakhs, unless otherwise stated)

3.23.2 Cash Flow Hedges

A cash flow hedge is a hedge of the exposure to variability in cash flows that is attributable to a particular risk associated with a recognised asset or liability (such as all or some future interest payments on variable rate debt) or a highly probable forecast transaction and could affect profit and loss. For designated and qualifying cash flow hedges, the effective portion of the cumulative gain or loss on the hedging instrument is initially recognised directly in OCI within equity (cash flow hedge reserve). The ineffective portion of the gain or loss on the hedging instrument is recognised immediately in Finance Cost in the statement of profit and loss. When the hedged cash flow affects the statement of profit and loss, the effective portion of the gain or loss on the hedging instrument is recorded in the corresponding income or expense line of the statement of profit and loss. When a hedging instrument expires, is sold, terminated, exercised, or when a hedge no longer meets the criteria for hedge accounting, any cumulative gain or loss that has been recognised in OCI at that time remains in OCI and is recognised when the hedged forecast transaction is ultimately recognised in the statement of profit and loss. When a forecast transaction is no longer expected to occur, the cumulative gain or loss that was reported in OCI is immediately transferred to the statement of profit and loss.

The Company's hedging policy only allows for effective hedging relationships to be considered as hedges as per the relevant Ind-AS. Hedge effectiveness is determined at the inception of the hedge relationship, and through periodic prospective effectiveness assessments to ensure that an economic relationship exists between the hedged item and hedging instrument. The Company enters into hedge relationships where the critical terms of the hedging instrument match with the terms of the hedged item, and so a qualitative and quantitative assessment of effectiveness is performed.



Five-Star Business Finance Limited

Notes forming part of the financial statements for the year ended March 31, 2026

(All amounts are in INR in lakhs, unless otherwise stated)

Particulars	As at	
	March 31, 2026	March 31, 2025
4 Cash and cash equivalents		
Cash on hand	736.74	1,013.71
Balances with banks		
(i) In current accounts	7,478.55	10,935.60
(ii) In deposit accounts (original maturity less than 3 months)	1,53,574.23	1,37,724.74
Total	1,61,789.52	1,49,674.05
Note: Short-term deposits are made for varying period up to three months, depending on the immediate cash requirements of the Company and earn interest at fixed rate based on the respective short term deposit rate		
5 Bank balances other than cash and cash equivalents		
Term deposit with bank	44,576.24	58,124.27
Term deposits		
Held as credit enhancements for securitisation	8,078.32	6,673.59
Held as cash collateral against derivative financial instruments	-	1,000.00
In earmarked accounts		
(i) Unclaimed dividend	7.03	-
(ii) Unspent CSR	443.98	42.00
Total	53,105.57	65,839.86
Term deposits and other balances with banks earns interest at fixed rate based on the daily bank deposit rates		
6 Loans		
<i>At amortised cost</i>		
A Based on nature		
Term loans		
Gross term loans	13,22,464.68	11,87,703.78
Inter-corporate deposits*	329.45	308.35
Gross loans	13,22,794.13	11,88,012.13
Less: Impairment loss allowance	24,316.52	19,333.10
Net loans	12,98,477.61	11,68,679.03
B Based on security		
Secured by tangible assets^	13,22,464.68	11,87,703.78
Unsecured	329.45	308.35
Gross loans	13,22,794.13	11,88,012.13
Less: Impairment loss allowance	24,316.52	19,333.10
Net loans	12,98,477.61	11,68,679.03
C Based on region		
Loans in India		
Public sector	-	-
Other than public sector	13,22,794.13	11,88,012.13
Gross loans	13,22,794.13	11,88,012.13
Less: Impairment loss allowance	24,316.52	19,333.10
Net loans in India	12,98,477.61	11,68,679.03
Loans outside India	-	-
Less: Impairment loss allowance	-	-
Net loans outside India	-	-
Net loans	12,98,477.61	11,68,679.03

^Secured exposures are secured by registered mortgage of immovable property.

The Company has not granted any loans or advances to promoters, directors, KMPs and the other related parties (as defined under the Companies Act 2013).

*Inter Corporate Deposits as on March 31, 2026 include INR 265.37 lakhs (March 31, 2025 - INR 265.37 lakhs) provided as credit enhancement for securitisation transaction.

6.1 Analysis of changes in the gross carrying amount and the corresponding expected credit loss (ECL) allowances:

6.1.1 Reconciliation of gross carrying amount is given below:

Gross term loan

Particulars	As at March 31, 2026				As at March 31, 2025			
	Stage 1	Stage 2	Stage 3	Total	Stage 1	Stage 2	Stage 3	Total
Gross carrying amount opening balance	10,73,055.49	93,416.73	21,231.56	11,87,703.78	8,88,021.08	62,753.99	13,283.99	9,64,059.06
Exposure de-recognised / matured / repaid (excluding write off)	(2,67,487.27)	(22,734.65)	(2,620.57)	(2,92,842.49)	(2,13,725.13)	(17,516.32)	(2,221.99)	(2,33,463.44)
Transfer to stage 1	4,124.10	(3,819.94)	(304.16)	-	3,705.70	(3,537.37)	(168.33)	-
Transfer to stage 2	(77,226.39)	77,355.51	(129.12)	-	(55,500.63)	55,571.18	(70.55)	-
Transfer to stage 3	(17,730.37)	(22,759.95)	40,490.32	-	(6,287.48)	(8,655.77)	14,943.25	-
Amount written off	-	(1,169.80)	(15,478.50)	(16,648.30)	-	-	(5,421.37)	(5,421.37)
New asset originated/ incremental accretions	4,39,946.97	2,884.57	1,420.15	4,44,251.69	4,56,841.95	4,801.02	886.56	4,62,529.53
Gross carrying amount closing balance	11,54,682.53	1,23,172.47	44,609.68	13,22,464.68	10,73,055.49	93,416.73	21,231.56	11,87,703.78



Inter-corporate deposits

Particulars	As at March 31, 2026				As at March 31, 2025			
	Stage 1	Stage 2	Stage 3	Total	Stage 1	Stage 2	Stage 3	Total
Gross carrying amount opening balance	308.35	-	-	308.35	20,306.14	-	-	20,306.14
Exposure de-recognised / matured / repaid (excluding write off)	-	-	-	-	(20,204.11)	-	-	(20,204.11)
Transfer to stage 1	-	-	-	-	-	-	-	-
Transfer to stage 2	-	-	-	-	-	-	-	-
Transfer to stage 3	-	-	-	-	-	-	-	-
Amount written off	-	-	-	-	-	-	-	-
New asset originated/ incremental accretions	21.10	-	-	21.10	206.32	-	-	206.32
Gross carrying amount closing balance	329.45	-	-	329.45	308.35	-	-	308.35

6.1.2 Reconciliation of ECL balance is given below:

Gross term loan

Particulars	As at March 31, 2026				As at March 31, 2025			
	Stage 1	Stage 2	Stage 3	Total	Stage 1	Stage 2	Stage 3	Total
Impairment loss allowance opening balance	3,666.96	4,770.83	10,894.08	19,331.87	3,495.74	5,072.36	7,208.63	15,776.73
New asset originated/ incremental accretions	9,966.02	7,916.53	10,189.22	28,071.77	4,956.34	2,895.50	4,762.34	12,614.18
Transfer to stage 1	24.21	(22.29)	(1.92)	-	269.26	(252.71)	(16.55)	-
Transfer to stage 2	(2,881.22)	2,884.82	(3.60)	-	(1,880.29)	1,886.11	(5.82)	-
Transfer to stage 3	(6,742.36)	(7,870.13)	14,612.49	-	(2,070.33)	(3,279.11)	5,349.44	-
Reversal/ utilisation/ write off	(2,453.80)	(3,412.38)	(17,222.26)	(23,088.44)	(1,103.76)	(1,551.32)	(6,403.96)	(9,059.04)
Impairment loss allowance closing balance	1,579.81	4,267.38	18,468.01	24,315.20	3,666.96	4,770.83	10,894.08	19,331.87

Inter-corporate deposits

Particulars	As at March 31, 2026				As at March 31, 2025			
	Stage 1	Stage 2	Stage 3	Total	Stage 1	Stage 2	Stage 3	Total
Impairment loss allowance opening balance	1.23	-	-	1.23	81.24	-	-	81.24
New asset originated/ incremental accretions	0.08	-	-	0.08	0.81	-	-	0.81
Transfer to stage 1	-	-	-	-	-	-	-	-
Transfer to stage 2	-	-	-	-	-	-	-	-
Transfer to stage 3	-	-	-	-	-	-	-	-
Reversal/ utilisation/ write off	-	-	-	-	(80.82)	-	-	(80.82)
Impairment loss allowance closing balance	1.32	-	-	1.32	1.23	-	-	1.23

Particulars	As at March 31, 2026	As at March 31, 2025
-------------	----------------------	----------------------

7 Investments

Investments in government securities (at amortised cost)*

Investments in Government of India Strips

22,713.60

21,222.30

Total

22,713.60

21,222.30

*Investments made in India

7.1 Internal rating grade (investments measured at amortised cost)

The table below shows the credit quality and the maximum exposure to credit risk based on the entity's internal credit rating system and year end stage classification

Particulars	As at March 31, 2026				As at March 31, 2025			
	Stage 1	Stage 2	Stage 3	Total	Stage 1	Stage 2	Stage 3	Total
Grade								
Low risk	22,713.60	-	-	22,713.60	21,222.30	-	-	21,222.30
Medium risk	-	-	-	-	-	-	-	-
High risk	-	-	-	-	-	-	-	-
Total	22,713.60	-	-	22,713.60	21,222.30	-	-	21,222.30

7.2 Movement in investments (investments measured at amortised cost)

Particulars	As at March 31, 2026				As at March 31, 2025			
	Stage 1	Stage 2	Stage 3	Total	Stage 1	Stage 2	Stage 3	Total
Opening balance	21,222.30	-	-	21,222.30	10,768.73	-	-	10,768.73
New assets purchased	-	-	-	-	20,426.54	-	-	20,426.54
Interest Accrued	1,491.30	-	-	1,491.30	-	-	-	-
Assets redeemed	-	-	-	-	(9,972.97)	-	-	(9,972.97)
Closing balance	22,713.60	-	-	22,713.60	21,222.30	-	-	21,222.30

Particulars	As at March 31, 2026	As at March 31, 2025
-------------	----------------------	----------------------

8 Other financial assets

Unsecured, considered good (At amortised cost)

Security deposits

1,197.62

1,074.80

Other receivables*

6,717.16

7,038.20

Less: Impairment loss allowance

-

-

Total

7,914.78

8,113.00

*Other receivables as on March 31, 2026 include - INR 6,387.72 lakhs (March 31, 2025- INR 6,398.56) provided as credit enhancement for securitisation transaction.



Five-Star Business Finance Limited

Notes forming part of the financial statements for the year ended March 31, 2026

(All amounts are in INR in lakhs, unless otherwise stated)

Particulars	As at March 31, 2026	As at March 31, 2025
9 Current tax assets (net)		
Advance income tax paid net of provision for tax	1,111.69	326.24
Total	1,111.69	326.24
9A Current tax liabilities (net)		
Provision for tax net of advance income tax paid	1,455.66	865.79
Total	1,455.66	865.79
10 Investment property		
Land		
Cost (gross carrying amount)		
Balance at the beginning of the year	3.56	3.56
Acquisition/ disposal	-	-
Balance as at the end of the year	3.56	3.56
Accumulated depreciation		
Balance at the beginning of the year	-	-
Depreciation for the year	-	-
Balance as at the end of the year	-	-
Net carrying amount	3.56	3.56
Fair value	9.21	8.88

The fair value of the Company's investment property at March 31, 2026 has been arrived at on the basis of a valuation carried out at that date by N Thandapani, independent valuer not connected with the Company. The fair value was determined based on the market comparable approach that reflects recent transaction prices for similar properties. N Thandapani is a registered valuer as defined under Rule 2 of the Companies (Registered Valuers and Valuation) Rules 2017. There were no immovable property where the title deeds of the property are not held in the name of the Company.

Price per square feet is the significant unobservable input used for the fair valuation of the immovable property. The fair value changes by INR 0.92 Lakhs as at March 31, 2026, at a sensitivity of 10% (March 31, 2025 - INR 0.89 lakhs).

In estimating the fair value of the properties, the highest and best use of the properties is their current use. There has been no change to the valuation technique during the year. There is no impairment in respect of investment property.

Particulars	As at March 31, 2026	As at March 31, 2025
11 Other non-financial assets		
Capital advances	410.54	539.67
Prepaid expenses	2,225.37	2,503.63
Advance to suppliers	190.48	178.72
Balances with government authorities	277.21	707.36
Total	3,103.60	3,929.38

12 Property, plant and equipment

Particulars	Furniture and fittings	Computers and Accessories	Office Equipment	Vehicles	Leasehold Improvements	Total
Cost or deemed cost (gross carrying amount)						
As at April 01, 2024	1,679.05	2,679.09	953.63	23.27	458.75	5,793.79
Additions	748.59	618.96	195.35	-	0.87	1,563.77
Disposals	29.12	34.97	17.17	-	-	81.26
As at March 31, 2025	2,398.52	3,263.08	1,131.81	23.27	459.62	7,276.31
Additions	496.06	673.90	155.58	-	217.45	1,543.00
Disposals	62.48	70.05	7.71	-	-	140.24
As at March 31, 2026	2,832.10	3,866.93	1,279.68	23.27	677.07	8,679.05
Accumulated depreciation						
As at April 01, 2024	790.58	1,943.66	558.76	20.35	426.59	3,739.94
Depreciation	321.18	633.79	228.81	-	8.24	1,192.02
Depreciation on disposals	21.91	32.10	13.98	-	-	67.99
As at March 31, 2025	1,089.85	2,545.35	773.59	20.35	434.83	4,863.97
Depreciation	419.69	613.50	198.59	-	65.90	1,297.69
Depreciation on disposals	49.67	66.47	6.47	-	-	122.60
As at March 31, 2026	1,459.87	3,092.38	965.72	20.35	500.73	6,039.06
Net carrying amount						
As at March 31, 2025	1,308.67	717.73	358.22	2.92	24.79	2,412.35
As at March 31, 2026	1,372.23	774.55	313.96	2.92	176.34	2,639.99

13 Capital work-in-progress

Particulars	As at March 31, 2026	As at March 31, 2025
Capital work-in-progress (CWIP)	7,208.34	6,236.10
Total	7,208.34	6,236.10

(a) CWIP aging schedule

CWIP	As at March 31, 2026				As at March 31, 2025			
	Less than 1 year	1 to 2 years	2 to 3 years	More than 3 years	Less than 1 year	1 to 2 years	2 to 3 years	More than 3 years
Projects in progress	972.24	6,236.10	-	-	6,236.10	-	-	-
Projects temporarily suspended	-	-	-	-	-	-	-	-
Total	972.24	6,236.10	-	-	6,236.10	-	-	-

(b) There are no capital work-in-progress for which the completion is overdue or has exceeded its cost compared to the original plan.



14 Other intangible assets

Particulars	Software	Total
Cost or Deemed Cost (Gross Carrying Amount)		
As at April 01, 2024	1,632.86	1,632.86
Additions	19.80	19.80
Disposals	-	-
As at March 31, 2025	1,652.66	1,652.66
Additions	177.88	177.88
Disposals	-	-
As at March 31, 2026	1,830.54	1,830.54
Accumulated amortisation		
As at April 01, 2024	664.32	664.32
Amortisation	275.10	275.10
Amortisation on disposals	-	-
As at March 31, 2025	939.42	939.42
Amortisation	317.51	317.51
Amortisation on disposals	-	-
As at March 31, 2026	1,256.93	1,256.93
Net carrying Amount		
As at March 31, 2025	713.24	713.24
As at March 31, 2026	573.61	573.61

15 Derivative financial instruments (FVTOCI)

Particulars	As at March 31, 2026			As at March 31, 2025		
	Notional amount	Fair value of assets	Fair value of liabilities	Notional amount	Fair value of assets	Fair value of liabilities
Part I						
Other derivative - cross currency interest rate swap	50,618.90	2,516.98	-	9,322.80	676.16	-
Other derivative - forward contract	80,775.85	3,648.96	-	51,105.13	-	964.12
Total	1,31,394.75	6,165.94	-	60,427.93	676.16	964.12

Part II

Included in above (Part I) are derivatives held for hedging and risk management purposes as follows:

Particulars	Notional amount	Fair value of assets	Fair value of liabilities	Notional amount	Fair value of assets	Fair value of liabilities
Cashflow hedging - cross currency interest rate swap	50,618.90	2,516.98	-	9,322.80	676.16	-
Forward contract	80,775.85	3,648.96	-	51,105.13	-	964.12
Total	1,31,394.75	6,165.94	-	60,427.93	676.16	964.12

The Notional amounts in the above table refers to the foreign currency borrowing on which the company has hedged the risk of foreign currency fluctuations

The Company has entered into derivative financial instruments with scheduled banks. Derivatives are fair valued using inputs that are directly or indirectly observable in market place. The Asset Liability Management Committee and Business Resource Committee periodically monitors and reviews the risks involved.

Particulars	As at March 31, 2026	As at March 31, 2025
16 Payables		
16.1 Trade payables		
Total outstanding dues of micro enterprises and small enterprises (MSME) (refer note 37)	118.62	115.36
Total outstanding dues of creditors other than micro enterprises and small enterprises (other than MSME)	3,062.26	2,556.50
Total	3,180.88	2,671.86

16.2 Trade payables (ageing schedule)

The following schedules reflect the ageing of the trade payables with respect to the due date of payment

As at March 31, 2026

Particulars	Unbilled	Not due	Less than 1 year	1-2 years	2-3 years	More than 3 years	Total
(i) MSME	-	-	117.51	1.11	-	-	118.62
(ii) Others	2,402.07	-	604.37	30.83	11.30	13.69	3,062.26
(iii) Disputed dues - MSME	-	-	-	-	-	-	-
(iv) Disputed dues - Others	-	-	-	-	-	-	-
Total	2,402.07	-	721.88	31.95	11.30	13.69	3,180.88

As at March 31, 2025

Particulars	Unbilled	Not due	Less than 1 year	1-2 years	2-3 years	More than 3 years	Total
(i) MSME	-	112.94	2.42	-	-	-	115.36
(ii) Others	2,257.40	-	201.95	15.21	54.82	27.12	2,556.50
(iii) Disputed Dues - MSME	-	-	-	-	-	-	-
(iv) Disputed Dues - Others	-	-	-	-	-	-	-
Total	2,257.40	112.94	204.37	15.21	54.82	27.12	2,671.86

Based on the information received from the suppliers, the management has identified the enterprises which has provided services to the Company and which qualify under the definition of MICRO, MEDIUM AND SMALL ENTERPRISES, as defined under Micro, Small and Medium Enterprises Development Act, 2006 ("MSMED Act"). Such determination and identification is for the purpose of presentation under this disclosure has been done on the basis of the information received and available with the Company.



Five-Star Business Finance Limited**Notes forming part of the Financial Statements for the year ended March 31, 2026**

(All amounts are in INR in lakhs, unless otherwise stated)

17 Debt securities (refer note 17.1)**At amortised cost**

Particulars	As at March 31, 2026	As at March 31, 2025
Secured debentures		
1,50,00,000, (March 31, 2025 - 1,50,00,000) 12.75% redeemable, non-convertible debentures of INR 2.5 each	375.13	375.13
4,900, (March 31, 2025 - 4,900) 9.20% redeemable, non-convertible debentures of INR 1 lakh each	4,944.46	4,944.46
10,000, (March 31, 2025 - 10,000) 9.10% redeemable, non-convertible debentures of INR 1 lakh each	10,266.77	10,267.09
10,500, (March 31, 2025 - 10,500) 9.50% redeemable, non-convertible debentures of INR 1 lakh each	10,800.62	10,800.62
50,000, (March 31, 2025 - 50,000) 9.40% redeemable, non-convertible debentures of INR 1 lakh each	52,060.27	52,073.15
Total	78,447.25	78,460.45
Unamortised processing fees	(124.02)	(282.05)
Total	78,323.23	78,178.40
Debt securities in India	78,323.23	78,178.40
Debt securities outside India	-	-
Total	78,323.23	78,178.40

Debt securities aggregating to INR 374.94 Lakhs (INR 373.33 Lakhs in March 31, 2025) has been guaranteed by promoter, Mr. D. Lakshmiopathy.



Five-Star Business Finance Limited
Notes forming part of the Financial Statements for the year ended March 31, 2026
(All amounts are in INR in lakhs, unless otherwise stated)

Particulars	Repayment terms	Tenor	Earliest instalment date	As at March 31, 2026	As at March 31, 2025
17.1 Details of terms of redemption/repayment and security provided in respect of debt securities					
Secured debentures					
1,50,00,000, (March 31, 2025 - 1,50,00,000) 12.75% redeemable, non-convertible debentures of INR 2.5 each	Principal payment frequency: Repayable yearly in 4 instalments Coupon payment frequency: Quarterly	72 Months	March 31, 2023	375.13	375.13
4,900, (March 31, 2025 - 4,900) 9.20% redeemable, non-convertible debentures of INR 1 lakh each	Principal payment frequency: Entire principal repayable at maturity Coupon payment frequency: Yearly	38 Months	April 24, 2026	4,944.46	4,944.46
10,000, (March 31, 2025 - 10,000) 9.10% redeemable, non-convertible debentures of INR 1 lakh each	Principal payment frequency: Entire principal repayable at maturity Coupon payment frequency: Yearly	42 Months	December 15, 2026	10,266.77	10,267.09
10,500, (March 31, 2025 - 10,500) 9.50% redeemable, non-convertible debentures of INR 1 lakh each	Principal payment frequency: Entire principal repayable at maturity Coupon payment frequency: Yearly	36 Months	December 12, 2026	10,800.62	10,800.62
50,000, (March 31, 2025 - 50,000) 9.40% redeemable, non-convertible debentures of INR 1 lakh each	Principal payment frequency: Entire principal repayable yearly in 3 instalments Coupon payment frequency: Half Yearly	48 Months	April 22, 2026	52,060.27	52,073.15
				78,447.25	78,460.45

All debentures are secured by an exclusive first charge on book debts with security cover ranging from 1 to 1.25 times of the outstanding amount at any point in time.




Five-Star Business Finance Limited

Notes forming part of the Financial Statements for the year ended March 31, 2026

(All amounts are in INR in lakhs, unless otherwise stated)

Particulars	Repayment terms	Tenor	Earliest instalment date	As at March 31, 2026	As at March 31, 2025
18.1 Details of terms of redemption/repayment and security provided in respect of borrowings (other than debt securities)					
Term loans from banks					
Term loan 1	Repayable in 18 quarterly instalments	60 Months	February 28, 2021	-	219.26
Term loan 2	Repayable in 60 monthly instalments	60 Months	March 3, 2021	-	370.16
Term loan 3	Repayable in 48 monthly instalments	48 Months	May 1, 2021	-	-
Term loan 4	Repayable in 48 monthly instalments	48 Months	March 15, 2022	-	458.33
Term loan 5	Repayable in 60 monthly instalments	60 Months	April 30, 2022	1,500.39	3,000.90
Term loan 6	Repayable in 48 monthly instalments	48 Months	May 4, 2022	-	812.50
Term loan 7	Repayable in 72 monthly instalments	74 Months	May 31, 2022	5,207.11	7,707.40
Term loan 8	Repayable in 57 monthly instalments	60 Months	July 31, 2022	1,042.34	2,084.73
Term loan 9	Repayable in 34 monthly instalments	36 Months	September 21, 2022	-	353.04
Term loan 10	Repayable in 48 monthly instalments	48 Months	October 15, 2022	625.00	1,874.39
Term loan 11	Repayable in 48 monthly instalments	48 Months	October 29, 2022	1,250.17	3,750.73
Term loan 12	Repayable in 46 monthly instalments	48 Months	December 31, 2022	938.48	2,907.26
Term loan 13	Repayable in 60 monthly instalments	60 Months	December 31, 2022	6,666.57	10,666.57
Term loan 14	Repayable in 57 monthly instalments	60 Months	January 3, 2023	-	2,631.69
Term loan 15	Repayable in 48 monthly instalments	48 Months	January 6, 2023	937.64	2,187.76
Term loan 16	Repayable in 48 monthly instalments	48 Months	January 26, 2023	2,812.50	6,562.50
Term loan 17	Repayable in 81 monthly instalments	84 Months	January 28, 2023	2,592.63	3,333.94
Term loan 18	Repayable in 60 monthly instalments	66 Months	March 26, 2023	1,320.33	5,824.75
Term loan 19	Repayable in 16 quarterly instalments	48 Months	March 28, 2023	1,874.04	4,374.51
Term loan 20	Repayable in 12 quarterly instalments	36 Months	March 31, 2023	-	1,750.44
Term loan 21	Repayable in 60 monthly instalments	60 Months	April 30, 2023	8,002.10	12,003.55
Term loan 22	Repayable in 20 quarterly instalments	60 Months	June 30, 2023	3,999.53	6,000.24
Term loan 23	Repayable in 16 quarterly instalments	48 Months	June 30, 2023	2,499.69	4,999.84
Term loan 24	Repayable in 54 monthly instalments	60 Months	June 21, 2023	-	4,456.55
Term loan 25	Repayable in 10 quarterly instalments	33 Months	July 29, 2023	-	900.23
Term loan 26	Repayable in 19 quarterly instalments	60 Months	September 30, 2023	3,158.60	4,738.03
Term loan 27	Repayable in 78 monthly instalments	84 Months	October 31, 2023	15,382.29	19,229.20
Term loan 28	Repayable in 33 monthly instalments	36 Months	September 16, 2023	608.41	4,259.53
Term loan 29	Repayable in 20 quarterly instalments	60 Months	September 30, 2023	1,350.31	1,950.47
Term loan 30	Repayable in 60 monthly instalments	60 Months	July 31, 2023	2,250.00	3,249.23
Term loan 31	Repayable in 60 monthly instalments	60 Months	July 28, 2023	2,596.17	3,386.14
Term loan 32	Repayable in 60 monthly instalments	66 Months	January 30, 2024	8,995.27	22,497.14
Term loan 33	Repayable in 60 monthly instalments	60 Months	July 31, 2023	4,500.86	6,501.32
Term loan 34	Repayable in 20 quarterly instalments	60 Months	October 3, 2023	500.12	700.17
Term loan 35	Repayable in 19 quarterly instalments	60 Months	February 29, 2024	7,923.99	11,105.92
Term loan 36	Repayable in 60 monthly instalments	63 Months	December 31, 2023	2,666.95	3,667.38
Term loan 37	Repayable in 60 monthly instalments	60 Months	October 5, 2023	-	7,043.66
Term loan 38	Repayable in 60 monthly instalments	60 Months	January 7, 2024	-	7,088.34
Term loan 39	Repayable in 60 monthly instalments	63 Months	January 27, 2024	2,722.55	3,727.56
Term loan 40	Repayable in 60 monthly instalments	63 Months	January 27, 2024	2,722.55	3,727.56
Term loan 41	Repayable in 60 monthly instalments	60 Months	October 31, 2023	5,000.97	7,001.38
Term loan 42	Repayable in 45 monthly instalments	48 Months	December 31, 2023	2,815.18	8,037.38
Term loan 43	Repayable in 78 monthly instalments	84 Months	May 31, 2024	36,854.86	42,945.77
Term loan 44	Repayable in 19 quarterly instalments	60 Months	July 1, 2024	4,342.11	5,921.05
Term loan 45	Repayable in 60 monthly instalments	60 Months	January 31, 2024	2,750.54	3,750.78
Term loan 46	Repayable in 19 quarterly instalments	60 Months	October 1, 2024	14,210.53	18,947.37
Term loan 47	Repayable in 23 quarterly instalments	72 Months	September 30, 2024	-	8,700.28
Term loan 48	Repayable in 60 monthly instalments	60 Months	April 30, 2024	2,999.30	3,999.72
Term loan 49	Repayable in 16 quarterly instalments	48 Months	June 28, 2024	4,999.52	7,500.00
Term loan 50	Repayable in 60 monthly instalments	60 Months	April 7, 2024	5,998.83	7,999.51
Term loan 51	Repayable in 60 monthly instalments	60 Months	April 29, 2024	600.00	800.00
Term loan 52	Repayable in 60 monthly instalments	63 Months	July 27, 2024	3,250.61	4,251.08
Term loan 53	Repayable in 60 monthly instalments	60 Months	July 27, 2024	9,100.00	11,900.00
Term loan 54	Repayable in 12 quarterly instalments	36 Months	December 28, 2024	2,271.98	4,091.88
Term loan 55	Repayable in 60 monthly instalments	60 Months	October 27, 2024	3,500.00	4,500.00
Term loan 56	Repayable in 16 quarterly instalments	48 Months	December 27, 2024	3,124.71	4,375.00
Term loan 57	Repayable in 60 monthly instalments	60 Months	October 31, 2024	8,751.72	11,252.63
Term loan 58	Repayable in 24 monthly instalments	24 Months	November 16, 2024	2,042.68	5,546.04
Term loan 59	Repayable in 60 monthly instalments	60 Months	November 25, 2024	3,583.33	4,583.33
Term loan 60	Repayable in 60 monthly instalments	60 Months	January 31, 2025	9,376.85	11,877.59
Term loan 61	Repayable in 78 monthly instalments	84 Months	June 30, 2025	13,695.13	15,064.82
Term loan 62	Repayable in 78 monthly instalments	84 Months	August 30, 2025	32,900.84	34,382.95
Term loan 63	Repayable in 84 monthly instalments	84 Months	April 27, 2025	17,142.86	20,000.00
Term loan 64	Repayable in 15 quarterly instalments	48 Months	September 28, 2025	7,991.60	5,000.00
Term loan 65	Repayable in 45 monthly instalments	48 Months	September 30, 2025	4,222.49	-
Term loan 66	Repayable in 18 quarterly instalments	60 Months	March 1, 2026	2,368.36	-



Five-Star Business Finance Limited
Notes forming part of the Financial Statements for the year ended March 31, 2026
(All amounts are in INR in lakhs, unless otherwise stated)

Particulars	Repayment terms	Tenor	Earliest instalment date	As at	As at
				March 31, 2026	March 31, 2025
Term loan 67	Repayable in 19 quarterly instalments	60 Months	July 1, 2026	17,500.00	-
Term loan 68	Repayable in 85 monthly instalments	84 Months	July 30, 2025	8,928.57	-
Term loan 69	Repayable in 19 quarterly instalments	60 Months	September 30, 2025	8,542.60	-
Term loan 70	Repayable in 16 quarterly instalments	48 Months	September 30, 2025	8,125.00	-
Term loan 71	Repayable in 78 monthly instalments	84 Months	March 30, 2026	59,230.43	-
Term loan 72	Repayable in 60 monthly instalments	60 Months	October 29, 2025	9,000.00	-
Term loan 73	Repayable in 60 monthly instalments	60 Months	January 31, 2026	14,250.00	-
Term loan 74	Repayable in 4 Half yearly instalments	36 Months	September 17, 2027	6,519.37	-
Term loan 75	Repayable in 60 monthly instalments	60 Months	April 30, 2026	5,002.21	-
				4,37,639.77	4,44,531.48

All the above loans are secured by an exclusive first charge on book debts with security cover ranging from 1.10 to 1.25 times of the outstanding amount at any point in time.

As at March 31, 2026, the rate of interest across term loans from banks was in the range of 7% p.a to 10.05% p.a (March 31, 2025- 8.00% p.a to 12.50% p.a).

Term loans from other financial institutions - Rupee Loans

Term loans from others 1	Repayable in 48 monthly instalments	48 months	December 5, 2022	1,425.02	3,565.02
Term loans from others 2	Repayable in 60 quarterly instalments	60 months	May 5, 2023	-	3,102.63
Term loans from others 3	Repayable in 11 quarterly instalments	36 months	July 1, 2023	-	1,907.05
Term loans from others 4	Repayable in 60 monthly instalments	60 months	February 5, 2024	3,122.86	4,048.84
Term loans from others 5	Repayable in 48 monthly instalments	48 months	February 5, 2024	3,458.78	5,346.45
Term loans from others 6	Repayable in 60 monthly instalments	60 months	January 31, 2024	3,031.54	3,954.97
Term loans from others 7	Repayable in 21 quarterly instalments	63 months	June 30, 2024	27,000.00	36,000.00
Term loans from others 8	Repayable in 20 quarterly instalments	60 months	March 10, 2025	18,847.19	23,885.99
Term loans from others 9	Repayable in 20 quarterly instalments	60 months	June 10, 2025	20,103.91	25,032.53
Term loans from others 10	Repayable in 19 quarterly instalments	58 months	June 30, 2025	15,199.52	20,021.48
Term loans from others 11	Repayable in 48 monthly instalments	48 months	May 5, 2025	7,752.98	5,004.44
Term loans from others 12	Repayable in 48 monthly instalments	48 months	February 5, 2026	2,408.59	-
Term loans from others 13	Repayable in 11 quarterly instalments	36 months	July 1, 2026	16,999.99	-
				1,19,350.38	1,31,869.40

All the above loans are secured by an exclusive first charge on book debts with security cover ranging from 1.10 to 1.25 times of the outstanding amount at any point in time.

As at March 31, 2026, the rate of interest across term loans from others was in the range of 8.00% p.a to 9.70% p.a (March 31, 2025- 9.00% p.a to 9.90% p.a)

Term loans from other financial institutions - External Commercial Borrowing

External Commercial Borrowing- 1	Repayable in 9 Half yearly instalments	60 months	February 12, 2027	47,657.18	-
				47,657.18	-

As at March 31, 2026, the rate of interest on External Commercial Borrowing was 5.91% p.a (March 31, 2025 - NIL).

Borrowings under securitization*

Borrowings under securitization 1	Repayable in 57 Monthly instalments	57 Months	April 21, 2021	-	98.93
Borrowings under securitization 2	Repayable in 64 Monthly instalments	64 Months	January 17, 2023	1,516.01	2,989.58
Borrowings under securitization 3	Repayable in 58 Monthly instalments	58 Months	January 17, 2023	782.27	2,277.98
Borrowings under securitization 4	Repayable in 60 Monthly instalments	60 Months	January 18, 2023	2,232.53	5,998.55
Borrowings under securitization 5	Repayable in 64 Monthly instalments	64 Months	January 20, 2023	1,102.84	2,121.37
Borrowings under securitization 6	Repayable in 60 Monthly instalments	60 Months	April 22, 2023	7,074.76	14,938.63
Borrowings under securitization 7	Repayable in 60 Monthly instalments	64 Months	April 22, 2023	2,350.90	4,298.67
Borrowings under securitization 8	Repayable in 67 Monthly instalments	67 Months	October 19, 2023	4,948.81	7,806.99
Borrowings under securitization 9	Repayable in 68 Monthly instalments	68 Months	October 19, 2023	4,448.01	6,753.70
Borrowings under securitization 10	Repayable in 63 Monthly instalments	63 Months	October 19, 2023	13,398.92	21,544.28
Borrowings under securitization 11	Repayable in 62 Monthly instalments	62 Months	September 24, 2024	12,337.28	17,263.52
Borrowings under securitization 12	Repayable in 44 Monthly instalments	44 Months	October 15, 2024	6,278.43	11,997.97
Borrowings under securitization 13	Repayable in 52 Monthly instalments	52 Months	November 14, 2024	22,588.68	35,029.36
Borrowings under securitization 14	Repayable in 62 Monthly instalments	63 Months	October 16, 2025	56,687.80	-
				1,35,747.24	1,33,119.53

*Refer Note No 48-AH, 6 for security and credit enhancement details pertaining to borrowings from securitisation arrangements.

As at March 31, 2026, the rate of interest across loans from Securitisation was in the range of 8.15% p.a to 9.65% p.a (March 31, 2025- 8.90% p.a to 9.90% p.a)

Term loans from others parties (unsecured) - (External Commercial Borrowing)

External Commercial Borrowing- 1	Repayable in 5 half yearly instalments	60 months	March 31, 2025	3,786.90	6,838.85
				3,786.90	6,838.85

As at March 31, 2026, the rate of interest on External Commercial Borrowing was 4.20% p.a (March 31, 2025 - 4.20% p.a)



Five-Star Business Finance Limited

Notes forming part of the financial statements for the year ended March 31, 2026

(All amounts are in INR in lakhs, unless otherwise stated)

Particulars	As at March 31, 2026	As at March 31, 2025
18 Borrowings (other than debt securities) (refer note 18.1)		
At amortised cost		
Term loans (secured)		
From banks	4,37,639.77	4,44,531.48
From other financial institutions		
- Rupee loans	1,19,350.38	1,31,869.40
- External commercial borrowings	47,657.18	-
Borrowings under securitisation (secured)	1,35,747.24	1,33,119.53
Term loans from other parties (unsecured)		
External commercial borrowings	3,786.90	6,838.85
Total	7,44,181.47	7,16,359.26
Less: Unamortised processing fees	(2,461.70)	(2,338.27)
Total	7,41,719.77	7,14,020.99
Borrowings in India	6,90,798.69	7,07,209.34
Borrowings outside India	50,921.08	6,811.65
Total	7,41,719.77	7,14,020.99

Loans repayable on demand includes the cash credit and working capital demand loans from banks which are secured by specific charge on identified receivables. As at March 31, 2026, the rate of interest across the cash credit and the working capital demand loans were in the range of 9.00% p.a. to 11.40% p.a. (9.00% p.a. to 11.50% p.a. on March 31, 2025). The Company has not defaulted in the repayment of the borrowings (including debt securities) and was regular in the repayments, including interests during the year.

Borrowings other than debt securities aggregating to INR 20,516.42 lakhs (INR 29,846.86 lakhs in March 31, 2025) has been guaranteed by promoter, Mr. D. Lakshmiopathy.

The Company has used the borrowings from the bank and financial institution for the specified purpose as per the agreement with the lender.

The quarterly returns/statements of current assets filed by the Company with the banks or financial institutions in relation to the secured borrowings wherever applicable, are in agreement with the books of account.

Particulars	As at March 31, 2026	As at March 31, 2025
19 Other financial liabilities		
Unpaid dividends	7.03	-
Lease liabilities (refer note 38)	6,013.39	5,724.38
Employee related payables	4,410.63	3,657.00
Others	155.43	82.58
Total	10,586.48	9,463.96
20 Provisions		
Provision for employee benefits		
Provision for gratuity (Refer note 41)	1,422.79	1,724.74
Provision for compensated absences	2,310.74	1,718.76
Total	3,733.53	3,443.50
21 Other non-financial liabilities		
Statutory dues payable	1,514.99	1,945.16
Others*	443.98	42.00
Total	1,958.97	1,987.16
*Includes unspent corporate social responsibility fund amounting to INR 443.98 lakhs (March 31, 2025 - INR 42.00 lakhs) pertaining to the shortfall for the year ended March 31, 2026 and March 31, 2023.		
22 Equity share capital		
Authorised		
55,00,00,000 shares (March 31, 2025 - 55,00,00,000) of INR 1 each	5,500.00	5,500.00
Issued, subscribed and fully paid up		
29,51,75,278 shares (March 31, 2025 - 29,44,27,100) of INR 1 each	2,951.75	2,944.27
Total	2,951.75	2,944.27



Five-Star Business Finance Limited

Notes forming part of the financial statements for the year ended March 31, 2026
(All amounts are in INR in lakhs, unless otherwise stated)

Reconciliation of equity shares outstanding at the beginning and at the end of reporting year

Particulars	As at March 31, 2026		As at March 31, 2025	
	Number of shares	Amount of shares in INR lakhs	Number of shares	Amount of shares in INR lakhs
As at the beginning of the year	29,44,27,100	2,944.27	29,24,49,220	2,924.49
Equity shares issued in exercise of employee stock options	4,38,178	4.38	19,77,880	19.78
Preferential issue of equity shares	3,10,000	3.10	-	-
As at the end of the year	29,51,75,278	2,951.75	29,44,27,100	2,944.27

Terms/ rights attached to the equity shares

The Company has a single class of equity shares. Each holder is entitled to one vote per equity share. Accordingly all equity shares rank equally with regard to dividends and share in the Company's residual assets. The equity shares are entitled to receive dividend as declared from time to time subject to payment of dividend to preference shareholders. Dividends are paid in Indian Rupees. Dividend proposed by the board of directors, if any, is subject to the approval of the shareholders at the General Meeting, except in the case of interim dividend.

In the event of liquidation of the Company, the holders of equity shares will be entitled to receive remaining assets of the Company, after distribution of all preferential amounts. The distribution will be in proportion to the number of equity shares held by the shareholders.

Equity shares reserved for issue under options

Information relating to Employee Stock Option Schemes including the details of options issued, exercised and lapsed during the financial year and options outstanding at the end of the reporting period, is set out in note 42.

Promoter Holdings

Particulars	As at March 31, 2026				
	Number of shares at the beginning of the year	Movement during the year	Number of shares at the end of the year	% of total shares	% of change during the year
Fully paid up shares					
(i) D. Lakshmiopathy	3,07,67,330	2,60,000	3,10,27,330	10.51%	0.85%
(ii) L. Hema	2,08,90,600	3,00,000	2,11,90,600	7.18%	1.44%
(iii) L. Shriitha	2,00,000	1,00,000	3,00,000	0.10%	50.00%
Total	5,18,57,930	6,60,000	5,25,17,930	17.79%	1.27%

Particulars	As at March 31, 2025				
	Number of shares at the beginning of the year	Movement during the year	Number of shares at the end of the year	% of total shares	% of change during the year
Fully paid up shares					
(i) D. Lakshmiopathy	3,06,90,678	76,652	3,07,67,330	10.45%	0.25%
(ii) L. Hema	2,08,90,600	-	2,08,90,600	7.10%	-
(iii) L. Shriitha	2,00,000	-	2,00,000	0.07%	-
(iv) Matrix Partners India Investment Holding II LLC* Peak XV Partners	46,47,890	(46,47,890)	-	0.00%	-100.00%
(v) Investments V (earlier known as SCI Investments V)*	1,82,77,542	(97,40,937)	85,36,605	2.90%	-53.29%
Total	7,47,06,710	(1,43,12,175)	6,03,94,535	20.51%	-19.16%

The determination/identification of promoters for the purpose of presentation under this disclosure has been done on the basis of information available with the Company.

* Reclassified from Promotor to Public Shareholder w.e.f August 21, 2025

Basis the approval of the shareholders on September 13, 2024, the Company issued 4,10,000 convertible share warrants amounting to INR 3,157 lakhs (Including a premium of INR 769 per warrant) on a preferential basis, which will be converted into equity shares in the ratio of 1:1.

The Company fully allotted the share warrants upon receipt of 25% of the proceeds on October 24, 2024. During the year ended March 31, 2026, 3,10,000 warrants were exercised by the employees and equity shares were allotted. Subsequent to the year end, 1,00,000 warrants have not been exercised and consequentially lapsed upon expiry of 18 months.

The Board of Directors of the Company have recommended a final dividend of INR 2.00 per share, (200% on the face value of Re 1/-) for the year ended March 31, 2026 which is subject to approval of the shareholders.

Details of shareholders holding more than 5% shares in the company

Name of shareholder	As at March 31, 2026		As at March 31, 2025	
	Number of shares	% of total shares in class	Number of shares	% of total shares in class
D. Lakshmiopathy	3,10,27,330	10.51%	3,07,67,330	10.45%
HDFC Mutual Fund	2,20,79,081	7.48%	1,20,95,891	4.11%
L. Hema	2,11,90,600	7.18%	2,08,90,600	7.10%
Sirius II Pte Ltd	1,75,93,990	5.96%	1,75,93,990	6.02%



Five-Star Business Finance Limited

Notes forming part of the financial statements for the year ended March 31, 2026

(All amounts are in INR in lakhs, unless otherwise stated)

Particulars	As at March 31, 2026	As at March 31, 2025
23 Other equity		
Share application money pending allotment	0.02	-
Money received against the share warrants	192.50	789.25
Statutory reserves	99,325.56	77,350.65
Share options outstanding account	2,821.14	3,335.93
Securities premium	2,43,433.32	2,39,535.01
General reserve	719.60	719.60
Retained earnings	3,88,772.30	3,06,114.64
Effective portion of cash flow hedges	(200.83)	(328.68)
Total	7,35,063.61	6,27,516.40
i Statutory reserves		
Opening balance	77,350.65	55,900.85
Amount transferred from surplus in the statement of profit and loss	21,974.91	21,449.80
Closing balance	99,325.56	77,350.65

As per Section 45-IC of the Reserve Bank of India Act, 1934, the Company is required to create a reserve fund at the rate of 20% of the net profit after tax of the Company every year. Accordingly, the Company has transferred an amount of INR 21,974.91 lakhs (March 31, 2025: INR 21,449.80 lakhs), out of the profit after tax for the year ended March 31, 2026 to statutory reserves.

Five-Star Housing Finance Private Limited, the wholly owned subsidiary amalgamated with the Company with appointed date under the aforesaid Scheme as April 1, 2019. The erstwhile wholly owned subsidiary has surrendered its Certificate of Registration to carry on the business of housing finance institution to National Housing Bank (NHB) on June 5, 2020. The statutory reserves maintained by the wholly owned subsidiary under section 29C of the National Housing Bank Act, 1987 was subsumed in the statutory reserves maintained by the Company.

No appropriation of any sum from this reserve fund shall be made by the non-banking financial company except for the purpose as may be specified by RBI.

ii Share options outstanding account		
Opening balance	3,335.93	5,634.70
Share based payment expenses	642.33	1,776.92
Less: Transfer to securities premium	(1,157.12)	(4,075.69)
Closing balance	2,821.14	3,335.93

The amount represents reserve created to the extent of granted options based on the Employees stock option schemes. Under Ind AS 102, fair value of the options granted is to be recognised as expense over the life of the vesting period as employee compensation costs reflecting period of receipt of service. Also refer note 42.

iii Securities premium		
Opening balance	2,39,535.01	2,34,158.90
Premium received on shares issue during the year	2,741.19	1,300.42
Transfer to securities premium on exercise of ESOP	1,157.12	4,075.69
Closing balance	2,43,433.32	2,39,535.01

Securities premium is used to record the premium on issue of shares. The reserve can be utilised only for limited purposes in accordance with the provisions of the Companies Act, 2013. During the year ended March 31, 2026, securities premium was utilised to the extent of INR NIL lakhs (March 31, 2025 - INR NIL lakhs) towards share issue expenses, in line with Section 52 of the Companies Act 2013.

iv General reserve		
Opening balance	719.60	719.60
Movement	-	-
Closing balance	719.60	719.60

General reserve is a free reserves which can be utilised for any purpose as may be required.

v Retained earnings		
Opening balance	3,06,114.64	2,20,608.74
Add: Profit for the year	1,09,874.53	1,07,248.99
Less: Transfer to statutory reserves	(21,974.91)	(21,449.80)
Less: Remeasurement of defined benefit plan	647.02	(293.29)
Less: Dividend paid	(5,888.98)	-
Closing balance	3,88,772.30	3,06,114.64

Retained earnings are the profits/(loss) that the Company has earned/incurred till March 31, 2026, less any transfers to general reserve, dividends or other distributions paid to shareholders. Retained earnings is a free reserve available to the Company and eligible for distribution to shareholders, in case where it is having positive balance representing net earnings till date. The amount that can be distributed by the Company as dividends to its Equity shareholders is determined based on the financial statements of the Company and also considering the requirements of the Companies Act, 2013 and the regulations of Reserve Bank of India.

vi Effective portion of cash flow hedges		
Opening balance	(328.68)	(331.81)
Additions	127.85	3.13
Closing balance	(200.83)	(328.68)

Cash flow hedge reserve represents the cumulative effective portion of gains or losses arising on changes in fair value of hedging instruments entered into for cash flow hedges, which shall be reclassified to profit or loss only when the hedged transaction affects the profit or loss, or included as a basis adjustment to the non-financial hedged item, consistent with the Company accounting policies.



Five-Star Business Finance Limited
Notes forming part of the Financial Statements for the year ended March 31, 2026
(All amounts are in INR in lakhs, unless otherwise stated)

Particulars	For the year ended March 31, 2026	For the year ended March 31, 2025
24 Interest income		
On financial assets measured at amortised cost		
Interest on loans	3,03,009.60	2,69,292.32
Interest on deposit with banks	8,411.32	6,369.49
Interest on investment in government securities	1,491.30	965.91
Total	3,12,912.22	2,76,627.72
25 Fees and commission income		
Legal and inspection fees	1,615.25	1,258.85
Other charges	3,039.43	1,957.67
Total	4,654.68	3,216.52
Other charges comprises of charges collected from the customers in the nature of document handling charges, cheque dishonour charges and other charges as applicable.		
All services that generate revenue from contract with customer are rendered at a point in time and are rendered in India.		
26 Net gain on fair value changes		
Net gain on financial instruments at fair value through profit or loss (FVTPL)		
On trading portfolio		
Mutual fund investments	4,245.45	4,939.72
Total	4,245.45	4,939.72
Fair value changes		
Realised	4,245.45	4,939.72
Unrealised	-	-
Total	4,245.45	4,939.72
27 Other income		
Recovery of assets written off	1,669.58	1,120.19
Other non-operating income	1,115.24	698.24
Total	2,784.82	1,818.43
28 Finance costs		
(On financial liabilities measured at amortised cost)		
Interest on borrowings		
- term loans from banks	40,608.73	35,923.69
- cash credits and overdraft	0.88	9.88
- securitisation	12,702.07	11,661.63
- term loans from others	12,529.77	11,620.63
Interest on debt securities	7,263.82	7,037.16
Other borrowing costs	77.91	95.94
Interest on lease liabilities	535.56	449.14
Total	73,718.74	66,798.07
29 Impairment on financial instruments		
On financial assets measured at amortised cost		
Impairment loss allowance on loans*	21,631.72	8,896.52
Total	21,631.72	8,896.52
*Includes write-off of INR 16,648.30 lakhs for the year ended March 31, 2026 (for the year ended March 31, 2025 INR 5,421.37 lakhs).		
30 Employee benefits expenses		
Salaries and wages	55,806.79	45,255.79
Contribution to provident and other funds (refer note 41)	4,603.88	3,725.45
Employee stock option expenses	642.33	1,776.92
Staff welfare expenses	1,935.77	1,352.31
Total	62,988.77	52,110.47



Five-Star Business Finance Limited

Notes forming part of the Financial Statements for the year ended March 31, 2026

(All amounts are in INR in lakhs, unless otherwise stated)

Particulars	For the year ended March 31, 2026	For the year ended March 31, 2025
31 Depreciation and amortization		
Depreciation on property, plant and equipment (Refer note 12)	1,297.69	1,192.02
Amortisation of intangible assets (Refer note 14)	317.51	275.10
Depreciation on right of use asset (Refer note 38)	2,089.47	1,570.79
Total	3,704.67	3,037.91
32 Other expenses		
Rent expenses	425.13	219.25
Rates and taxes	325.29	252.34
Electricity expenses	364.90	299.20
Repairs and maintenance	897.65	874.29
Communication costs	1,681.33	1,395.01
Printing and stationery	808.70	638.86
Advertisement and publicity	20.87	33.72
Director's fees, allowances and expenses	135.65	107.91
Auditor's fees and expenses (refer note 32.1)	135.00	133.00
Legal and professional charges	3,235.32	1,780.48
Insurance	35.45	15.24
Corporate social responsibility expenses (refer note 32.2)	2,234.18	1,703.68
Travel expenses	1,203.86	1,528.22
Information technology expenses	4,250.98	3,243.88
Loss on sale of property, plant and equipment	6.58	8.17
Bank charges	456.85	400.73
Miscellaneous expenses	53.83	66.01
Total	16,271.57	12,699.99
32.1 Auditor's fees and expenses (excluding taxes)		
Statutory audit and certificates	83.00	83.00
Limited reviews (refer note below)	45.00	40.00
Tax audit	2.00	2.00
Reimbursement of expenses (refer note below)	5.00	8.00
Total	135.00	133.00

Note:

Includes remuneration amounting to INR 10.00 Lakhs towards limited review and INR 6.07 lakhs towards reimbursement of expenses paid to the erstwhile auditors of the Company during the FY 2024 - 25.

32.2 Corporate social responsibility expenses (CSR)

(a) Amount required to be spent by the Company during the year	2,234.18	1,702.82
(b) Amount of expenditure incurred during the period		
(i) Construction/acquisition of any asset	-	-
(ii) On purposes other than (i) above	1,790.20	1,703.68
(c) Shortfall at the end of the year	443.98	-
(d) Total of previous shortfall	-	41.93
(e) Reason for shortfall in current year	*	Not applicable
(f) Nature of CSR activities	Contribution towards projects in the domain of education and healthcare	Contribution towards projects in the domain of education and healthcare
(g) Details of related party transactions	NIL	NIL

*The amount categorised as shortfall for the year ended March 31, 2026 aggregating to INR 443.98 Lakhs, is towards the ongoing projects under the activities mentioned in Schedule VII of the Companies Act, 2013 and the same was approved by the CSR Committee at its meeting held on March 17, 2026.

Details of ongoing projects

Year	In case of S. 135(6) (Ongoing project)						
	Opening balance		Amount required to be spent during the year	Amount spent during the year from		Closing balance	
	With Company	In separate CSR unspent A/c		Company's bank A/c	In separate CSR unspent A/c	With Company	In separate CSR unspent A/c
2022-23	-	42.00	-	-	42.00	-	-
2025-26	-	-	443.98	-	-	-	443.98



Five-Star Business Finance Limited
Notes forming part of the Financial Statements for the year ended March 31, 2026
(All amounts are in INR in lakhs, unless otherwise stated)

Particulars	For the year ended March 31, 2026	For the year ended March 31, 2025
33 Income tax		
i. Current tax		
In respect of current year	36,503.91	37,160.64
Total	36,503.91	37,160.64
ii. Deferred tax		
Attributable to-		
Origination and reversal of temporary differences	(96.74)	(1,350.20)
Total	(96.74)	(1,350.20)
Tax expense (i)+(ii)	36,407.17	35,810.44
33.1 Deferred tax related to the items recognised in other comprehensive income during the year		
Tax impact on:		
Remeasurement of defined benefit plan	(217.61)	98.64
The effective portion of gain and loss on hedging instruments in a cash flow hedge	(43.00)	(1.05)
Deferred tax recognised in other comprehensive income	(260.61)	97.59
33.2 Reconciliation of total tax expense		
Profit before tax	1,46,281.70	1,43,059.43
Applicable tax rate	25.17%	25.17%
Computed tax expense	36,816.18	36,005.20
Tax effect of:		
<i>Permanent differences</i>		
Deduction under Section 80JJAA of the Income Tax Act, 1961	(738.80)	(640.75)
Disallowance related to CSR expenditure	562.30	428.57
Others	(232.51)	17.42
Income tax expenses recognised in the statement of profit and loss	36,407.17	35,810.44
Effective tax rate	24.89%	25.03%

34 Reconciliation of deferred tax assets/(liability):

The following table shows deferred tax recorded in the balance sheet and changes recorded in the income tax expense

Particulars	Opening balance	Recognised in statement of profit and loss	Recognised in other comprehensive income	Closing balance
For the year ended March 31, 2026				
Difference between written down value of property, plant & equipment and intangible assets as per books of accounts and income tax	383.44	11.25	-	394.69
Employee benefits expenses	1,222.69	677.16	(217.61)	1,682.24
Effective portion of cash flow hedges	110.54	-	(43.00)	67.54
Impairment on financial instruments	2,574.41	(616.75)	-	1,957.66
Impact of effective interest rate adjustment on financial assets	4,841.69	296.12	-	5,137.81
Impact of effective interest rate adjustment on financial liabilities	(496.46)	(148.06)	-	(644.52)
Recognition of lease liabilities and right of use asset	84.77	(122.97)	-	(38.20)
Total	8,721.08	96.74	(260.61)	8,557.22



Five-Star Business Finance Limited
Notes forming part of the Financial Statements for the year ended March 31, 2026
(All amounts are in INR in lakhs, unless otherwise stated)

Particulars	Opening balance	Recognised in statement of profit and loss	Recognised in other comprehensive income	Closing balance
For the year ended March 31, 2025				
Difference between written down value of property, plant & equipment and intangible assets as per books of accounts and income tax	240.98	142.46	-	383.44
Employee benefits expenses	1,239.95	(115.90)	98.64	1,222.69
Effective portion of cash flow hedges	111.59	-	(1.05)	110.54
Impairment on financial instruments	2,331.96	242.45	-	2,574.41
Impact of effective interest rate adjustment on financial assets	4,037.11	804.58	-	4,841.69
Impact of effective interest rate adjustment on financial liabilities	(734.08)	237.62	-	(496.46)
Recognition of lease liabilities and right of use asset	45.78	38.99	-	84.77
Total	7,273.29	1,350.20	97.59	8,721.08

Particulars	For the year ended March 31, 2026	For the year ended March 31, 2025
35 Commitments		
Estimated amount of contracts remaining to be executed on capital account (net off capital advances) and not provided for	406.00	83.51
36 Contingent liabilities		
Claims against the company not acknowledged as debt		
- Goods and Service tax related matters (excluding penalties and interest)	27.55	24.93

Future cash flows in respect of the above matters are determinable only on receipt of judgements/decisions pending at the respective forum/authority. Management is hopeful of successful outcome in the appellate proceedings. The Company is advised that the cases are likely to be disposed off in favour of the Company and hence no provision is considered necessary therefore.

37 Disclosure under Micro, Small and Medium Enterprises Development Act, 2006

Under Micro, Small and Medium Enterprises Development Act, 2006, (MSMED) which came into force from 2 October 2006, certain disclosures are required to be made relating to micro enterprises and small enterprises. On the basis of the information and records available with management and confirmation sought from suppliers on registration with specified authority under MSMED, principal amount, interest accrued and remaining unpaid and interest paid during the year to such enterprise are as follows.

Particulars	For the year ended March 31, 2026	For the year ended March 31, 2025
The principal amount and the interest due thereon remaining unpaid to any supplier as at the end of each accounting period		
Principal	118.62	115.36
Interest	-	-
The amount of interest paid by the buyer in terms of Section 16 of the Micro, Small and Medium Enterprises Development Act, 2006, along with the amount of the payment made to the supplier beyond the appointed day during each accounting year;	-	-
The amount of interest due and payable for the period of delay in making payment (which has been paid but beyond the appointed day during the year) but without adding the interest specified under the Micro, Small and Medium Enterprises Development Act, 2006;	-	-
The amount of interest accrued and remaining unpaid at the end of each accounting year;	-	-
The amount of further interest remaining due and payable even in the succeeding years, until such date when the interest dues above are actually paid to the small enterprise, for the purpose of disallowance of a deductible expenditure under Section 23 of the Micro, Small and Medium Enterprises Development Act, 2006.	-	-



Five-Star Business Finance Limited

Notes forming part of the Financial Statements for the year ended March 31, 2026

(All amounts are in INR in lakhs, unless otherwise stated)

Particulars	For the year ended March 31, 2026	For the year ended March 31, 2025
38 Leases		
The Company has taken office premises on lease for its operations. The Company's obligations under its leases are secured by the lessor's title to the leased assets. The Company also has certain leases with lease terms of 12 months or less. The Company applies the 'short-term lease' recognition exemptions for these leases.		
Set out below are the carrying amounts of lease liabilities included under financial liabilities and the movements during the year:		
i) Movement in carrying value of right of use asset		
Opening balance	5,510.10	3,407.75
Additions during the year	2,404.74	3,790.65
Depreciation	(2,089.47)	(1,570.79)
Derecognition on termination of leases	(216.52)	(117.51)
Closing balance	5,608.85	5,510.10
ii) Movement in lease liabilities		
Opening balance	5,724.38	3,599.93
Additions during the year	2,419.73	3,736.49
Interest on lease liabilities	535.56	449.14
Lease payments	(2,428.77)	(1,931.80)
Derecognition on termination of leases	(237.51)	(129.38)
Closing balance	6,013.39	5,724.38
iii) Amounts recognised in statement of profit and loss		
Rent expense on short-term leases (Refer note 32)	425.13	219.25
Interest on lease liabilities (Refer note 28)	535.56	449.14
Depreciation on right of use asset	2,089.47	1,570.79
Gain recognised on derecognition on termination of leases	(20.98)	(11.87)
iv) Future lease commitments		
Future undiscounted lease payments to which leases is not yet commenced	-	-
v) Cash flows		
Total cash outflow for leases	2,853.90	2,151.05
vi) Maturity analysis of undiscounted lease liabilities		
Not later than one year	2,431.32	2,014.28
Later than one year and not later than five years	4,059.24	4,097.75
Later than five years	590.64	851.40
39 Earnings per share		
Profit after tax	1,09,874.53	1,07,248.99
Weighted average number of equity shares in calculation of basic earnings per share	29,44,95,300	29,29,36,920
Dilution on account of ESOP and partly-paid up shares	4,70,864	8,78,402
Weighted average number of equity shares in calculation of diluted earnings per share	29,49,66,164	29,38,15,323
Face value per share (INR)	1.00	1.00
Basic earnings per share (INR)	37.31	36.61
Diluted earnings per share (INR)	37.25	36.50



Particulars	For the year ended March 31, 2026	For the year ended March 31, 2025
-------------	--------------------------------------	--------------------------------------

40 Segment information

An operating segment is a component of the Company that engages in business activities from which it may earn revenues and incur expenses, including revenues and expenses that relate to transactions with any of the Company's other components, and for which discrete financial information is available. All operating segments' operating results are reviewed regularly by the Company's Chairman and Managing Director ('CMD') to make decisions about resources to be allocated to the segments and assess their performance. The CMD is considered to be the Chief Operating Decision Maker ('CODM') within the purview of Ind AS 108 Operating Segments.

The CODM considers the entire business of the Company on a holistic basis to make operating decisions and thus there are no segregated operating segments. The Company is primarily engaged in providing loans for business purposes, house renovation / extension purposes and other mortgage purposes. The CODM of the Company reviews the operating results of the Company as a whole and therefore not more than one reportable segment is required to be disclosed by the Company as envisaged by Ind AS 108 Operating Segments. Accordingly, amounts appearing in these financial statements relates to small business loans and loans for house renovations / extensions etc.

The Company does not have any separate geographic segment other than India. As such there are no separate reportable segments as per Ind AS 108 Operating Segments.

41 Employee benefits - post employment benefit plans

A Defined contribution plans

The Company makes provident fund and employee state insurance scheme contributions which are defined contribution plans, for qualifying employees. Under the schemes, the Company is required to contribute a specified percentage of the payroll costs to fund the benefits. The Company recognised INR 2,827.12 lakhs (year ended March 31, 2025 - INR 2,290.08 lakhs) for provident fund contributions, and INR 502.99 lakhs (year ended March 31, 2025 - INR 524.13 lakhs) for employee state insurance scheme contributions (refer note 30) in the statement of profit and loss. The contributions payable to these plans by the Company are at rates specified in the rules of the schemes.

B Defined benefit plans

Gratuity

The Company operates a defined benefit plan (the Gratuity plan) covering eligible employees. The gratuity plan is governed by the Payment of Gratuity Act, 1972 and Code on Social Security, 2020. Under the act, employee who has completed five years of service is entitled to specific benefit. The level of benefits provided depends on the member's length of service and salary at retirement age/resignation date.

The defined benefit plans expose the Company to risks such as actuarial risk, investment risk, liquidity risk, market risk. These are discussed as follows:

Actuarial risk:

It is the risk that benefits will cost more than expected. This can arise due to one of the following reasons:

Adverse salary growth experience: Salary hikes that are higher than the assumed salary escalation will result into an increase in obligation at a rate that is higher than expected.

Variability in mortality rates: If actual mortality rates are higher than assumed mortality rate assumption then the gratuity benefits-will be paid earlier than expected. Since there is no condition of vesting on the death benefit, the acceleration of cash flow will lead to an actuarial loss or gain depending on the relative values of the assumed salary growth and discount rate.

Variability in withdrawal rates: If actual withdrawal rates are higher than assumed withdrawal rate assumption then the gratuity benefits will be paid earlier than expected. The impact of this will depend on whether the benefits are vested as at the resignation date.

Investment risk:

For funded plans that rely on insurers for managing the assets, the value of assets certified by the insurer may not be the fair value of instruments backing the liability. In such cases, the present value of the assets is independent of the future discount rate. This can result in wide fluctuations in the net liability or the funded status if there are significant changes in the discount rate during the inter-valuation period.

Liquidity risk:

Employees with high salaries and long durations or those higher in hierarchy, accumulate significant level of benefits. If some of such employees resign/retire from the company there can be strain on the cash flows.

Market risk:

Market risk is a collective term for risks that are related to the changes and fluctuations of the financial markets. One actuarial assumption that has a material effect is the discount rate. The discount rate reflects the time value of money. An increase in discount rate leads to decrease in defined benefit obligation of the plan benefits and vice versa. This assumption depends on the yields on the government bonds and hence the valuation of liability is exposed to fluctuations in the yields as at the valuation date.



Five-Star Business Finance Limited

Notes forming part of the Financial Statements for the year ended March 31, 2026

(All amounts are in INR in lakhs, unless otherwise stated)

Particulars	For the year ended March 31, 2026	For the year ended March 31, 2025
Funding		
The Company has funded their gratuity liability with the Five-Star Business Finance Limited Employees Gratuity Fund. Gratuity provision has been made based on the actuarial valuation.		
Reconciliation of net defined benefit (asset) liability		
The following table shows a reconciliation from the opening balances to the closing balances for the net defined benefit asset (liability) and its components.		
Present value of obligations	3,759.50	3,542.96
Fair value of plan assets	(2,336.71)	(1,818.22)
Liability recognised in the balance sheet	1,422.79	1,724.74
Reconciliation of present value of defined benefit obligation		
Balance at the beginning of the year	3,542.96	2,488.63
Benefits paid	(308.92)	(254.42)
Current service cost	954.80	844.57
Past service cost	243.46	-
Interest cost	222.11	177.81
Actuarial (gain)/loss recognized in other comprehensive income		
changes in demographic assumptions	(281.56)	-
changes in financial assumptions	(465.09)	115.45
experience adjustments	(148.26)	170.92
Balance at the end of the year	3,759.50	3,542.96
Expense recognized in profit or loss		
Current service cost	954.80	844.57
Past service cost	243.46	-
Net interest cost	109.76	57.80
Total	1,308.02	902.37
Remeasurements recognized in other comprehensive income		
Actuarial (gain)/loss on defined benefit obligation		
changes in demographic assumptions	(281.56)	-
changes in financial assumptions	(465.09)	115.45
experience adjustments	(148.26)	170.92
Return on plan assets excluding interest income	30.28	105.56
Total	(864.63)	391.93
Changes in the fair value of plan assets		
Fair value of plan assets as at the beginning of the year	1,818.22	1,679.71
Expected return on plan assets	112.35	120.01
Contributions	700.00	350.00
Benefits paid and charges deducted from the fund	(263.58)	(225.94)
Return on plan assets, excluding amount recognised in net interest expense	(30.28)	(105.56)
Fair value of plan assets as at the end of the year	2,336.71	1,818.22
Net defined benefit liability	1,422.79	1,724.74
Actuarial assumptions		
Discount rate	6.50%	6.50%
Future salary growth	12.00%	15.00%
Attrition rate		
Management	10.00%	25.00%
Non-Management	30.00%	25.00%
Mortality rate	100% Indian Assured Lives Mortality (2012-14)	100% Indian Assured Lives Mortality (2012-14)
Retirement age	58	58



Five-Star Business Finance Limited**Notes forming part of the Financial Statements for the year ended March 31, 2026**

(All amounts are in INR in lakhs, unless otherwise stated)

Particulars	For the year ended March 31, 2026	For the year ended March 31, 2025
Sensitivity Analysis		
Reasonably possible changes at the reporting date to one of the relevant actuarial assumptions, holding other assumptions constant, would have affected the defined benefit obligation by the amounts shown below:		
Discount rate		
-1% increase	(144.55)	(174.89)
-1% decrease	155.47	191.82
Attrition rate		
-1% increase	(45.14)	(80.22)
-1% decrease	47.43	74.48
Future salary growth		
-1% increase	138.24	155.94
-1% decrease	(132.17)	(164.88)

Although the analysis does not take account of the full distribution of cash flows expected under the plan, it does provide an approximation of the sensitivity of the assumptions shown

Additional disclosures required under Ind AS 19

Average duration of defined benefit obligations (in years)	4.00	5.00
Projected undiscounted expected benefit outgo		
Year 1	762.00	523.20
Year 2	751.07	527.24
Year 3	677.06	552.77
Year 4	602.73	527.01
Year 5	500.16	482.56
Beyond 5 Years	1,736.36	2,611.74
Expected benefit payments for the next annual reporting year	762.00	523.20

The major categories and fair values of plan assets at the end of the reporting period for each category are as follows:

Insured funds: 100%

Others: Nil



Particulars	For the year ended March 31, 2026	For the year ended March 31, 2025
-------------	--------------------------------------	--------------------------------------

42 Share Based Payments

A Description of schemes

The decision to introduce Five-Star Associate Stock Option Scheme, 2015 (hereinafter called "FIVE-STAR ASOP, 2015") was taken by the Board of Directors at the meeting held on September 18, 2015 and was approved by the shareholders of the Company at the Extra Ordinary General Meeting held on April 12, 2016. The total options issuable under the plan are upto 56,30,000 options.

Later, the Board of Directors issued another scheme, named Five-Star Associate Stock Option Scheme, 2018 (hereinafter called "FIVE-STAR ASOP, 2018") at their meeting held on February 28, 2018 and was approved by the shareholders of the Company at the Extra Ordinary General Meeting held on March 26, 2018. The total options issuable under the plan are upto 50,00,000 options.

During the year ended March 31, 2024, the Company introduced a new employee stock option scheme in the name of Five-Star Associate Stock Option Scheme, 2023 with quantum of 30,00,000 equity shares. The exercise price per option shall be latest available closing price on recognized stock exchange having the higher trading volume on the date immediately prior to the date of grant and included in the grant letter. The Company has granted 15,000 options under this scheme during the year ended March 31, 2026 (25,25,000 options during the year ended March 31, 2025).

Nomination and Remuneration Committee constituted by the Board of Directors of the Company administers the plans. Under these plans, the participants are granted options which vest as per the schedule provided in the grant letter given to each of the participants. The time period for exercise of these options is defined in the scheme document.

B Reconciliation of outstanding share options

Particulars	For the year ended March 31, 2026		For the year ended March 31, 2025	
	Weighted average exercise price per option	Number of options	Weighted average exercise price per option	Number of options
Outstanding at beginning of year	521.16	33,78,460	68.51	29,99,230
Forfeited during the year	692.24	10,31,232	639.58	1,67,890
Exercised during the year	82.54	4,38,178	66.75	19,77,880
Granted during the year	796.95	15,000	710.75	25,25,000
Outstanding as at end of year	531.50	19,24,050	521.16	33,78,460
Exercisable options	58.55	4,29,050	68.33	6,95,402

The weighted average share price at the date of exercise of options exercised during the year ended March 31, 2026 is INR 428.33 per share (March 31, 2025: INR 711.59 per share)

Particulars	As at March 31, 2026	As at March 31, 2025
For the options outstanding at the end of the year:		
Weighted average remaining contractual life (in years)	4.87	5.80
Range of exercise prices (INR)	1 - 796.95	1 - 710.75

C Expense recognised in the statement of profit and loss

Particulars	For the year ended March 31, 2026	For the year ended March 31, 2025
Expense arising from equity- settled share- based payment transactions	642.33	1,776.92

D Measurement of fair values

The fair value of options have been estimated on the dates of each grant using the Black Scholes model. The various inputs considered in the pricing model for the stock options granted by the Company during the year are as follows:

Particulars	As at March 31, 2026	As at March 31, 2025
Share price on grant date (INR)	796.95	710.75
Weighted average share price (INR)	796.95	710.75
Exercise price (INR)	796.95	710.75
Fair value of options at grant date (INR)	284.56 ; 347.92	259.74 ; 320.27
Expected volatility*	29.28% ; 28.93%	28.60% ; 27.91%
Option term	3 years; 5 years	3 years; 5 years
Expected dividends	NIL	NIL
Risk free interest rate	6.24% ; 6.29%	6.90% ; 6.94%

*The Company was recently listed on the stock exchange, and hence, there is no appropriate past share price volatility data. Therefore, the volatility has been determined based on the observed historical volatility of listed competitors / comparable companies.



Five-Star Business Finance Limited

Notes forming part of the Financial Statements for the year ended March 31, 2026

(All amounts are in INR in lakhs, unless otherwise stated)

43 Related party disclosures

a Name of the related parties and nature of relationship:

Key management personnel:

D. Lakshmiopathy, Chairman and Managing Director
 K. Rangarajan, Chief Executive Officer upto August 17, 2024 and Chief Executive Officer & Joint Managing Director from August 17, 2024 upto August 14, 2025
 G. Srikanth, Chief Financial Officer upto August 17, 2024 and Chief Financial Officer & Joint Managing Director from August 17, 2024
 B. Shalini, Company Secretary (upto February 26, 2025)
 Vigneshkumar. S. M. Company Secretary (from February 27, 2025)
 Bhama Krishnamurthy, Independent Director (upto April 11, 2026)
 T.T. Srinivasaraghavan, Independent Director
 V. Thirulokchand, Non-executive Director
 R. Anand, Independent Director
 Vikram Vaidyanathan, Non- Executive Director (upto April 30, 2024)
 G. V. Ravishankar, Non- Executive Director (upto April 30, 2024)
 Ramkumar Ramamoorthy, Independent Director
 Rajeshwari Shankar, Independent Director (from February 02, 2026)

Director and close member of key management personnel / director

Hema, Lakshmiopathy, wife of D. Lakshmiopathy
 Shritha, Lakshmiopathy, daughter of D. Lakshmiopathy

Entities with significant influence over the Company

Matrix Partners India Investment Holding II LLC (upto April 30, 2024)
 Peak XV Partners Investments V (earlier known as SCI Investments V) (upto April 30, 2024)

Post employment benefit funds

Five-Star Business Finance Limited Employees Gratuity Fund

Particulars	For the year ended March 31, 2026	For the year ended March 31, 2025
b Key management personnel (KMP) compensation		
Short-term employee benefits		
D. Lakshmiopathy	1,040.27	1,037.06
K. Rangarajan	146.22	381.46
G. Srikanth	217.93	217.68
B. Shalini	-	44.72
Vigneshkumar. S. M	28.09	1.62
Post employment benefits		
D. Lakshmiopathy	0.22	0.22
K. Rangarajan	0.09	0.22
G. Srikanth	0.22	0.22
B. Shalini	-	0.20
Vigneshkumar. S. M	0.22	0.02
Share based payments		
K. Rangarajan	(372.99)	586.50
G. Srikanth	301.20	399.25
B. Shalini	-	(3.91)
c Details of related party transactions		
Issue of shares		
D. Lakshmiopathy	2.60	-
K. Rangarajan	-	17.38
G. Srikanth	3.30	1.30
B. Shalini	-	0.05
Securities premium*		
D. Lakshmiopathy	1,999.40	-
K. Rangarajan	-	1,154.58
G. Srikanth	570.53	86.37
B. Shalini	-	7.74
*excludes transfer from Share Based payment reserve to securities Premium on exercise of employee stock options		
Directors sitting fees		
R. Anand	11.90	9.40
Bhama Krishnamurthy	11.90	9.40
V. Thirulokchand	5.00	4.40
T.T. Srinivasaraghavan	9.40	7.60
Ramkumar Ramamoorthy	10.50	8.20
Rajeshwari Shankar	0.75	-



Five-Star Business Finance Limited
Notes forming part of the Financial Statements for the year ended March 31, 2026
(All amounts are in INR in lakhs, unless otherwise stated)

Particulars	For the year ended March 31, 2026	For the year ended March 31, 2025
Commission to directors		
R. Anand	15.00	12.00
Bhama Krishnamurthy	15.00	12.00
V. Thirulokchand	15.00	12.00
T.T. Srinivasaraghavan	15.00	12.00
Ramkumar Ramamoorthy	15.00	12.00
Payment towards gratuity fund		
Five-Star Business Finance Limited Employees Gratuity Fund	700.00	1,807.60
Receipts from gratuity fund		
Five-Star Business Finance Limited Employees Gratuity Fund	263.58	227.06

Managerial remuneration above does not include gratuity and compensated absences, since the same are provided on actuarial basis for the company as a whole and the amount attributable to the key managerial personnel cannot be ascertained separately.

Compensation to independent and non-executive directors represent commission and sitting fees paid.

Particulars	As at March 31, 2026	As at March 31, 2025
d Balance with related parties		
Employee benefits payable		
D. Lakshmi pathy	413.28	252.10
K. Rangarajan	-	90.90
G. Srikanth	84.92	51.80
Director commission payable		
R. Anand	13.50	10.80
Bhama. Krishnamurthy	13.50	10.80
V. Thirulokchand	13.50	10.80
T.T. Srinivasaraghavan	13.50	10.80
Ramkumar. Ramamoorthy	13.50	10.80

In addition to the above note, the debt securities and borrowings other than debt securities aggregating to INR 20,891.36 lakhs (INR 30,220.19 lakhs as at March 31, 2025) has been guaranteed by the promoter, Mr. D. Lakshmi pathy.

44 Capital

The Company maintains an actively managed capital base to cover risks inherent in the business and is meeting the capital adequacy requirements of the regulator, Reserve Bank of India (RBI). The adequacy of the Company's capital is monitored using, among other measures, the regulations issued by RBI.

The Company has complied in full with all its externally imposed capital requirements over the reporting period.

Capital management

The primary capital management objective is to ensure that the Company complies with externally imposed capital requirements and maintains strong credit ratings and healthy capital ratios in order to support its business and to maximise shareholder value.

The Company manages its capital structure and makes adjustments to it according to changes in economic conditions and the risk characteristics of its activities. In order to maintain or adjust the capital structure, the Company may adjust the amount of dividend payment to shareholders, return capital to shareholders or issue capital securities. No changes have been made to the objectives, policies and processes from the previous years with regard to capital management. However, they are under constant review by the board.

i Net debt to equity ratio

Consistent with the others in industry, the Company monitors the capital on the basis of gearing ratio (net debt divided by equity). Under the terms of the major borrowing facilities, the company is required to maintain the gearing ratio in line with the RBI guidelines or in a slightly more conservative manner. The actual gearing stipulated differs between the various lending agreements. The Company has complied with this covenant through out the year.

Particulars	As at March 31, 2026	As at March 31, 2025
Total equity (A)	7,38,015.36	6,30,460.67
Debt securities (B)	78,323.23	78,178.40
Borrowings other than debt securities (C)	7,41,719.77	7,14,020.99
Cash and cash equivalents (D)	1,61,789.52	1,49,674.05
Net debt (E = B+ C - D)	6,58,253.48	6,42,525.34
Net debt to equity ratio (F = E / A)	0.89	1.02

ii Regulatory capital

The Company has to mandatorily comply with the capital adequacy requirements stipulated by Reserve Bank of India from time to time. Capital adequacy ratio or capital-to-risk weighted assets ratio (CRAR) is computed by dividing company's Tier I and Tier II capital by risk weighted assets.

Particulars	As at March 31, 2026	As at March 31, 2025
Tier I capital	6,65,182.02	5,77,253.82
Tier II capital	-	-
Total capital	6,65,182.02	5,77,253.82
Total risk weighted assets	12,81,905.91	11,52,170.65
Capital ratios		
CRAR - Tier I capital%	51.89	50.10
CRAR - Tier II capital%	-	-
CRAR%	51.89	50.10
Amount of subordinated debt raised as Tier-II capital	-	-
Amount raised by issue of perpetual debt instruments	-	-

The Company has CRAR of 51.89% as of March 31, 2026 as against the CRAR of 15% mandated by RBI.



Five-Star Business Finance Limited

Notes forming part of the Financial Statements for the year ended March 31, 2026

(All amounts are in INR in lakhs, unless otherwise stated)

Tier I capital comprises of shareholders' equity and retained earnings. Tier II Capital comprises of general provision and loss reserves (12 month expected credit losses). Credit enhancement relating to securitisation transactions have been reduced from Tier I and Tier II capital in accordance with RBI circular DOR.CAP.REC.264/21-01-002/2025-26 dated November 28, 2025. Tier I and Tier II Capital have been reported based on Financial Statements of the Company and as prescribed by RBI guidelines. Risk weighted assets represents the weighted sum of Company's credit exposures based on their risk as prescribed by RBI guidelines.

45 Fair value measurement

Fair value hierarchy

This section explains the judgements and estimates made in determining the fair values of the financial instruments that are (a) recognised and measured at fair value and (b) measured at amortised cost and for which fair value disclosures are provided in the financial statements. To provide an indication about the reliability of the inputs used in determining fair value, the Company has classified its financial instruments into the three levels prescribed under the accounting standards.

The Following methodologies and assumptions were used to estimate the fair values of the financial assets or liabilities

- The fair value of loans have estimated by discounting expected future cash flows using discount rate equal to the rate near to the reporting date of the comparable product
- The fair value of debt securities, borrowings other than debt securities and subordinated liabilities have estimated by discounting expected future cash flows discounting rates.
- The fair values of debt securities and borrowings other than debt securities are estimated by discounted cash flow models that incorporate interest cost estimates considering all significant characteristics of the borrowing. they are classified as level 3 fair values in the fair value hierarchy due to the use of unobservable inputs
- The fair value of investment in government securities are derived from rate equal to the rate near to the reporting date of the comparable product.
- The fair value of derivatives are determined using inputs that are directly or indirectly observable in market place.

Fair value of financial instruments recognised and measured at fair value

Particulars	Level 1	Level 2	Level 3	Total
As at March 31, 2026				
Financial assets:				
Derivative financial instruments	-	6,165.94	-	6,165.94
Financial liabilities:				
Derivative financial instruments	-	-	-	-
As at March 31, 2025				
Financial assets:				
Derivative financial instruments	-	676.16	-	676.16
Financial liabilities:				
Derivative financial instruments	-	964.12	-	964.12

46 Financial instruments by category

The carrying value of financial instruments by categories as of March 31, 2026 were as follows:

Particulars	Carrying amount			Total carrying value
	Amortised cost	Fair value through profit or loss	Fair value through other comprehensive income	
Financial assets:				
Cash and cash equivalents	1,61,789.52	-	-	1,61,789.52
Bank balances other than cash and cash equivalents	53,105.57	-	-	53,105.57
Loans	12,98,477.61	-	-	12,98,477.61
Investments	22,713.60	-	-	22,713.60
Derivative financial instruments	-	-	6,165.94	6,165.94
Other financial assets	7,914.78	-	-	7,914.78
Total	15,44,001.08	-	6,165.94	15,50,167.02
Financial liabilities:				
Trade payables	3,180.88	-	-	3,180.88
Debt securities	78,323.23	-	-	78,323.23
Borrowings (other than debt securities)	7,41,719.77	-	-	7,41,719.77
Other financial liabilities	10,586.48	-	-	10,586.48
Total	8,33,810.36	-	-	8,33,810.36

The carrying value of financial instruments by categories as of March 31, 2025 were as follows:

Particulars	Carrying amount			Total carrying value
	Amortised cost	Fair value through profit or loss	Fair value through other comprehensive income	
Financial assets:				
Cash and cash equivalents	1,49,674.05	-	-	1,49,674.05
Bank balances other than cash and cash equivalents	65,839.86	-	-	65,839.86
Loans	11,68,679.03	-	-	11,68,679.03
Investments	21,222.30	-	-	21,222.30
Derivative financial instruments	-	-	676.16	676.16
Other financial assets	8,113.00	-	-	8,113.00
Total	14,13,528.24	-	676.16	14,14,204.40
Financial liabilities:				
Derivative financial liability	-	-	964.12	964.12
Trade payables	2,671.86	-	-	2,671.86
Debt securities	78,178.40	-	-	78,178.40
Borrowings (Other than debt securities)	7,14,020.99	-	-	7,14,020.99
Other financial liabilities	9,463.96	-	-	9,463.96
Total	8,04,335.21	-	964.12	8,05,299.33



Five-Star Business Finance Limited

Notes forming part of the Financial Statements for the year ended March 31, 2026

(All amounts are in INR in lakhs, unless otherwise stated)

For all the Company's assets and liabilities which are not carried at fair value, disclosure of fair value is not required as the carrying amounts approximates the fair value, except as stated below. Such estimation is determined based on inputs where one or more unobservable input is significant to the measurement of the instrument as a whole (level 3), except for cash and cash equivalents and bank balances other than cash and cash equivalents where such estimation is determined based on unadjusted quoted prices from active markets for identical assets (level 1). The fair value of investment, Loans, debt securities and borrowings other than debt securities as at March 31, 2026 amounted to INR 23,027.60 lakhs, INR 13,39,075.39 lakhs, INR 80,587.59 lakhs and INR 7,43,251.22 lakhs respectively (As at March 31, 2025 amounted to INR 21,466.86 lakhs, INR 12,06,320.13 lakhs, INR 78,491.57 lakhs and INR 7,13,942.65 lakhs respectively). There is no transfers between different levels during the year.

46.1 Transfer of financial assets

The following table provides the summary of financial assets that have been transferred in such a way that the part or all of the transferred financial assets does not qualify for derecognition, together with the associated liabilities.

The Company has securitised certain loans, however the Company has not transferred substantially the risks and rewards, hence these assets have not been derecognised in its entirety.

Particulars	As at March 31, 2026	As at March 31, 2025
Carrying amount of assets measured at amortised cost	1,75,640.43	1,59,302.96
Carrying amount of associated liabilities	1,35,280.23	1,32,592.88
Fair value of assets	1,75,457.67	1,60,266.57
Fair value of associated liabilities	1,36,347.41	1,32,360.03

47 Maturity Analysis of assets and liabilities

The table below shows an analysis of assets and liabilities analysed according to when they are expected to be recovered or settled.

Particulars	As at March 31, 2026			As at March 31, 2025		
	Within 12 Months	After 12 Months	Total	Within 12 Months	After 12 Months	Total
Assets						
Financial assets						
Cash and cash equivalents	1,61,789.52	-	1,61,789.52	1,49,674.05	-	1,49,674.05
Bank balances other than cash and cash equivalents	45,708.78	7,396.79	53,105.57	60,647.72	5,192.14	65,839.86
Loans	2,19,711.68	10,78,765.93	12,98,477.61	1,89,675.05	9,79,003.98	11,68,679.03
Investments	-	22,713.60	22,713.60	-	21,222.30	21,222.30
Derivative financial instruments	-	6,165.94	6,165.94	-	676.16	676.16
Other financial assets	4,957.57	2,957.21	7,914.78	935.92	7,177.08	8,113.00
	4,32,167.55	11,17,999.47	15,50,167.02	4,00,932.74	10,13,271.66	14,14,204.40
Non financial assets						
Current tax assets (net)	-	1,111.69	1,111.69	-	326.24	326.24
Deferred tax assets (net)	-	8,557.22	8,557.22	-	8,721.08	8,721.08
Investment property	-	3.56	3.56	-	3.56	3.56
Property, plant and equipment	-	2,639.99	2,639.99	-	2,412.35	2,412.35
Right of use asset	-	5,608.85	5,608.85	-	5,510.10	5,510.10
Capital work-in-progress	-	7,208.34	7,208.34	-	6,236.10	6,236.10
Other intangible assets	-	573.61	573.61	-	713.24	713.24
Other non-financial assets	3,075.88	27.72	3,103.60	3,886.34	43.04	3,929.38
	3,075.88	25,730.98	28,806.86	3,886.34	23,965.71	27,852.05
Total assets	4,35,243.43	11,43,730.45	15,78,973.88	4,04,819.08	10,37,237.37	14,42,056.45
Liabilities and equity						
Financial liabilities						
Derivative financial instruments	-	-	-	964.12	-	964.12
Payables						
Trade payables						
Total outstanding dues of micro and small enterprises	118.62	-	118.62	115.36	-	115.36
Total outstanding dues of creditors other than micro and small enterprises	3,062.26	-	3,062.26	2,556.50	-	2,556.50
Debt securities	45,011.96	33,311.27	78,323.23	2,526.42	75,651.98	78,178.40
Borrowings (other than debt securities)	2,14,205.41	5,27,514.36	7,41,719.77	1,94,828.52	5,19,192.47	7,14,020.99
Other financial liabilities	4,450.41	6,136.07	10,586.48	5,657.59	3,806.37	9,463.96
	2,66,848.66	5,66,961.70	8,33,810.36	2,06,648.51	5,98,650.82	8,05,299.33
Non- financial liabilities						
Current tax liabilities (net)	1,455.66	-	1,455.66	865.79	-	865.79
Provisions	349.58	3,383.95	3,733.53	341.53	3,101.97	3,443.50
Other non financial liabilities	1,958.97	-	1,958.97	1,987.16	-	1,987.16
	3,764.21	3,383.95	7,148.16	3,194.48	3,101.97	6,296.45
Total liabilities	2,70,612.87	5,70,345.65	8,40,958.52	2,09,842.99	6,01,752.79	8,11,595.78
Net assets/ (liabilities)			7,38,015.36			6,30,460.67



48 Financial risk management objectives and policies

The Company's principal financial liabilities primarily comprise of borrowings from banks, debentures and trade payables. The main purpose of these financial liabilities is to finance the Company's operations and to support its operations. The Company's financial assets include loans, cash and cash equivalents that relate directly to its operations.

These activities exposes the Company to a variety of financial risks, as listed below apart from various operating and business risks, and the note below also explains how the Company manages such risks.

- i) Market risk,
- ii) Credit risk,
- iii) Liquidity risk,
- iv) Foreign currency risk and
- v) Information technology risk

This note explains the sources of risks arising from financial instruments which the entity is exposed to and how the Company manages the risk.

Risk management framework

The Company's board of directors and risk management committee has overall responsibility for the establishment and oversight of the Company's risk management framework. The board of directors and risk management committee along with the top management are responsible for developing and monitoring the Company's risk management policies.

The Company's risk management policies are established to identify and analyse the risks faced by the Company, to set appropriate risk limits and controls and to monitor risks and adherence to limits. Risk management policies and systems are reviewed regularly to reflect changes in market conditions and the Company's activities. The Company, through its training and management standards and procedures, aims to maintain a disciplined and constructive control environment in which all employees understand their roles and obligations.

The Company's risk management committee oversees how management monitors compliance with the Company's risk management policies and procedures, and reviews the adequacy of the risk management framework in relation to the risks faced by the Company.

Excessive risk concentration

Concentrations arise when a number of counterparties are engaged in similar business activities, or activities in the same geographical region, or have similar economic features that would cause their ability to meet contractual obligations to be similarly affected by changes in economic, political or other conditions. Concentrations indicate the relative sensitivity of the Company's performance to developments affecting a particular industry or geographical location.

In order to avoid excessive concentrations of risk, the Company's policies and procedures include specific guidelines to focus on maintaining a diversified portfolio. Identified concentrations of credit risks are controlled and managed accordingly.

i) Market risk

Market risk is the risk that changes in market prices - such as foreign exchange rates, interest rates and equity prices which will affect the Companies income or the value of holdings of financial instruments. The company does not have exposure to currency risk and security price risk. The objective of market risk management is to manage and control market risk exposures within acceptable parameters while optimising the return.

Interest rate risk

Interest rate risk primarily arises from borrowings with variable rates. The company's borrowings are carried at amortised cost. The borrowings with fixed rates are therefore not subject to interest rate risk as defined in Ind AS 107, since neither the carrying amount nor the future cash flows will fluctuate because of a change in market interest rates.


The interest rate profile of the Company's interest bearing financial instruments is as follows:

Particulars	As at March 31, 2026		As at March 31, 2025	
Fixed rate instruments				
Financial assets		15,27,420.00		13,93,423.93
Financial liabilities		2,65,837.33		2,58,157.35
		17,93,257.33		16,51,581.28
Variable rate instruments				
Financial assets				
Financial liabilities		5,54,205.67		5,34,042.04
		5,54,205.67		5,34,042.04

Cash flow sensitivity analysis for variable-rate instruments:

Particulars	Profit / loss		Equity, net of tax	
	100 bp increase	100 bp decrease	100 bp increase	100 bp decrease
March 31, 2026				
Variable-rate instruments				
Cash flow sensitivity (net)	(5,621.34)	5,621.34	(4,206.45)	4,206.45
	(5,621.34)	5,621.34	(4,206.45)	4,206.45
March 31, 2025				
Variable-rate instruments				
Cash flow sensitivity (net)	(4,337.84)	4,337.84	(3,246.01)	3,246.01
	(4,337.84)	4,337.84	(3,246.01)	3,246.01

The sensitivity analysis above has been determined for borrowings where interest rates are variable. A 100 basis points increase or decrease in interest rates is used when reporting interest rate risk internally to key management personnel and represents management's assessment of the reasonably possible change in interest rates.



48 Financial risk management objectives and policies

ii) Credit risk

Loans and advances

Credit risk is the risk of financial loss to the company if a customer or counterparty to a financial instrument fails to meet its contractual obligations, and arises principally from the Company's loans advances and other financial assets. The carrying amount of financial assets represents the maximum credit exposure. The company has Credit policy approved by the Board of Directors and ECL policy approved by Board of Directors and Audit Committee, which is subject to annual review. The ECL policy is based on the Ind AS 109 requirements and the regulatory requirements as prescribed by the Reserve Bank of India. The Company manages and controls credit risk by setting limits on the amount of risk it is willing to accept for individual counterparties and for geographical concentrations, and by monitoring exposures in relation to such limits.

The Company has established a credit quality review process to provide early identification of possible changes in the creditworthiness of counterparties, including periodical collateral revisions, as defined in the Credit policy. Counterparty limits are established by the use of a credit risk classification system, which assigns each counterparty a risk rating. The credit quality review process aims to allow the Company to assess the potential loss as a result of the risks to which it is exposed and take corrective actions.

The disclosure of maximum exposure to credit risk without taking into account any collateral held or other credit enhancements has not been provided for financial assets, as their carrying amount best represent the maximum exposure to credit risk. All the loans provided are secured against mortgage of land and/or building. The fair value of the collateral is determined on the guidelines prescribed in the collateral management policy as approved by the Board of Directors.

Impairment assessment - expected credit loss ("ECL")

An impairment analysis is performed at each reporting date based on the facts and circumstances existing on that date to identify expected losses on account of time value of money and credit risk. For the purposes of this analysis, the loan receivables are categorised into groups based on days past due. Each group is then assessed for impairment using the Expected Credit Loss (ECL) model as per the provisions of Ind AS 109 - financial instruments. The Company's impairment assessment and measurement approach is set out in this report. It should be read in conjunction with the Summary of material accounting policies.

ECL on financial assets is an unbiased probability weighted amount based out of possible outcomes after considering risk of credit loss even if probability is low. ECL is calculated based on the following components:

- a Probability of default ("PD")
- b Loss given default ("LGD")
- c Exposure at default ("EAD")
- d Discount factor ("D")

a Probability of default:

PD is defined as the probability of whether borrowers will default on their obligations in the future. Historical PD is derived from the internal data which is calibrated with forward looking macroeconomic factors.

For computation of probability of default ("PD"), Vasicek Model was used to forecast the PD term structure over lifetime of loans. As per given long term PD and current macroeconomic conditions, conditional PD corresponding to current macroeconomic condition is estimated. The Company has worked out on PD based on the last five years historical data.

The PDs derived from the model, are the cumulative PDs, stating that the borrower can default in any of the given years, however to compute the loss for any given year, these cumulative PDs have to be converted to marginal PDs. Marginal PDs is probability that the obligor will default in a given year, conditional on it having survived till the end of the previous year.

As per Ind AS 109, expected loss has to be calculated as an unbiased and probability-weighted amount for multiple scenarios.

The probability of default was calculated for 3 scenarios: best, worst and base. This weightage has been decided on best practices and expert judgement. Marginal conditional probability was calculated for all 3 possible scenarios and one conditional PD was arrived as conditional weighted probability.

Staging of loans:

Definition of default and cure

The Company considers a financial instrument defaulted and therefore Stage 3 (credit-impaired) for ECL calculations in all cases when the loan has remained overdue for a period greater than 90 days.

It is the Company's policy to consider a financial instrument as 'cured' and therefore re-classified out of Stage 3 when the entire principal and interest overdue across all loan accounts of the customer are received. Such cured loans are classified as Stage 1 or 2 depending upon the days past due after such cure has taken place.

As per Ind AS 109, Company assesses whether there is a significant increase in credit risk at the reporting date from the initial recognition. The Company considers the credit risk to be directly proportional to the delinquency status i.e. days past due of the borrower under consideration. No further adjustments are made in the PD.

Days past dues status	Stage	Provisions
Current	Stage 1	12 Months ECL
1-30 Days	Stage 1	12 Months ECL
31-90 Days	Stage 2	Lifetime ECL
90+ Days	Stage 3	Lifetime ECL

b Loss given default

The credit risk assessment is based on a standardised loss given default (LGD) assessment framework that results in a certain LGD rate. These LGD rates take into account the expected EAD in comparison to the amount expected to be recovered or realised from any collateral held.

The Company segments its retail lending products into smaller homogeneous portfolios, based on key characteristics that are relevant to the estimation of future cash flows.

Further recent data and forward-looking economic scenarios are used in order to determine the LGD rate for each of the homogeneous portfolios. When assessing forward-looking information, the expectation is based on multiple scenarios.

Under Ind AS 109, LGD rates are estimated for each of the homogeneous portfolios. The inputs for these LGD rates are estimated and, where possible, calibrated through back testing against recent recoveries. These are repeated for each economic scenario as appropriate.



48 Financial risk management objectives and policies

c Exposure at default

The exposure at default (EAD) represents the gross carrying amount of the financial instruments subject to the impairment calculation, addressing both the client's ability to increase its exposure while approaching default and potential early repayments too.

To calculate the EAD for a Stage 1 loan, the Company assesses the possible default events within 12 months for the calculation of the 12 months ECL. However, if a Stage 1 loan that is expected to default in the 12 months from the balance sheet date and is also expected to cure and subsequently default again, then all linked default events are taken into account.

The Company determines EADs by modelling the range of possible exposure outcomes at various points in time, corresponding the multiple scenarios. The Ind AS 109 PDs are then assigned to each economic scenario based on the outcome of models.

d Discounting:

As per Ind AS 109, ECL is computed by estimating the timing of the expected credit shortfalls associated with the defaults and discounting them using effective interest rate.

Significant increase in credit risk

The Company continuously monitors all assets subject to ECLs. In order to determine whether an instrument or a portfolio of instruments is subject to 12 months ECL or Life-time ECL, the Company assesses whether there has been a significant increase in credit risk since initial recognition. The Company considers the credit risk to be directly proportional to the delinquency status i.e. days past due of the loan under consideration. No further adjustments are made in the PD.

When estimating ECLs on a collective basis for a group of similar assets the Company applies the same principles for assessing whether there has been a significant increase in credit risk since initial recognition. (Refer Note- 6.1 for analysis of changes in the gross carrying amount and the corresponding ECL allowances)

Grouping financial assets measured on a collective basis

The Company calculates ECL on a collective basis for all asset classes.

The Company combines these exposure into smaller homogeneous portfolios, based on the characteristics of the loans, as described below:

- a) Geographic location
- b) Ticket size

ECL computation:

Conditional ECL at DPD pool level was computed with the following method:

Conditional ECL for year (yt) = EAD (yt) * conditional PD (yt) * LGD (yt) * discount factor (yt)

The Company measures ECL as the product of PD, LGD and EAD estimates for its Ind AS 109 specified financial assets.

The calculation is based on provision matrix which considers actual historical data adjusted appropriately for the future expectations and probabilities.

Proportion of expected credit loss provided for across the stage is summarised below:

Particulars	Provisions	As at March 31, 2026	As at March 31, 2025
Stage 1	12 month provision	0.14%	0.34%
Stage 2	Life time provision	3.46%	5.11%
Stage 3	Life time provision	41.40%	51.31%

The loss rates are based on actual credit loss experience over past years. These loss rates are then adjusted appropriately to reflect differences between current and historical economic conditions and the Company's view of economic conditions over the expected lives of the loan receivables.

Analysis of inputs to the ECL model under multiple economic scenarios

An overview of the approach to estimating ECLs is set out in Note 3.6 Summary of significant accounting policies. ECL on financial assets is an unbiased probability weighted amount based out of possible outcomes after considering risk of credit loss even if probability is low. ECL is calculated based on the following components

The following tables outline the impact of multiple scenarios on the allowance based on macro-economic factors considered:

ECL Scenario	As at March 31, 2026	As at March 31, 2025
Best case	23,114.45	18,171.98
Base case	24,225.26	19,165.31
Worst case	25,663.69	20,536.84

Analysis of credit concentration risks

The Company's concentrations of risk are managed by counterparty and geography. The maximum credit exposure to any individual client or counterparty as of March 31, 2026 was INR 44.90 Lakhs (March 31, 2025: INR 44.53 Lakhs).

The following table shows the risk concentration of loan portfolio by geography.

Geography	As at March 31, 2026	As at March 31, 2025
Tamil Nadu	3,70,819.49	3,40,339.47
Andhra Pradesh	4,78,607.89	4,46,979.04
Telangana	2,50,026.82	2,25,499.54
Madhya Pradesh	1,19,669.18	79,682.44
Karnataka	62,793.08	72,907.71
Others	40,548.22	22,295.58
Total	13,22,464.68	11,87,703.78

Note: The above risk concentration of loan portfolio excludes Inter-Corporate Deposits amounting to INR 329.45 lakhs as at March 31, 2026 (March 31, 2025- INR 308.35 lakhs).

Collateral

The Company holds collateral to mitigate credit risk associated with financial assets that are measured at amortised cost. The main types of collateral include residential and commercial properties and collateral can have a significant effect in mitigating the Company's credit risk.



48 Financial risk management objectives and policies

Write Off

Financial assets are written off when the Company has no reasonable expectation of recovery or expected recovery in the medium term is not significant basis experience. Where the amount to be written off is greater than the accumulated loss allowance, the difference is recorded as an expense in the period of write-off.

Cash and bank balances

The Company held cash and cash equivalents with credit worthy banks and financial institutions as at the reporting dates which has been measured on the 12-month expected loss basis. The credit worthiness of such banks and financial institutions are evaluated by the management on an ongoing basis and is considered to be good with low credit risk.

Investments

Investments comprises of mutual funds and government securities in accordance with the investment policy. Government securities have sovereign rating and mutual fund investments are made with counterparties with low credit risk. The credit worthiness of these counterparties are evaluated on an ongoing basis.

Other financial assets

Other financial assets is primarily constituted by security deposits and other receivables. The Company does not expect any losses from non-performance by these counter-parties.

(iii) Liquidity risk

Liquidity risk is the risk that the Company will encounter difficulty in meeting the obligations associated with its financial liabilities that are settled by delivering cash or another financial asset. The Company is bound to comply with the Asset Liability Management guidelines issued by Reserve Bank of India. The company has Asset Liability Management policy approved by the board and has constituted Asset Liability Committee to oversee the liquidity risk management function of the company. The Company's approach to managing liquidity is to ensure, as far as possible, that it will have sufficient liquidity to meet its liabilities when they are due, under both normal and stressed conditions, without incurring unacceptable losses or risking damage to the Company's reputation.

The Company's principal sources of liquidity are borrowings, cash and cash equivalents and the cash flow that is generated from operations.

The Company believes that the working capital is sufficient to meet its current requirements. Accordingly, no liquidity risk is perceived.

Exposure to liquidity risk

The table below provides details regarding the undiscounted contractual maturities of financial liabilities and assets including interest as at March 31, 2026:

Particulars	Carrying amount	Less than 1 year	1-2 years	2-5 years	More than 5 years
Financial liabilities					
Derivative financial instruments	-	-	-	-	-
Trade payables	3,180.88	3,180.88	-	-	-
Debt securities	78,323.23	48,329.15	19,014.38	17,450.35	-
Borrowings (other than debt securities)	7,41,719.77	2,68,571.03	2,11,140.42	3,67,912.04	26,534.92
Other financial liabilities	10,586.48	6,997.38	1,971.52	2,087.72	590.64
Total (A)	8,33,810.36	3,27,078.44	2,32,126.32	3,87,450.11	27,125.56
Financial assets					
Cash and cash equivalents	1,61,789.52	1,61,789.52	-	-	-
Bank balances other than cash and cash equivalents	53,105.57	45,806.78	8,169.60	-	-
Loans	12,98,477.61	5,22,955.16	4,67,022.87	10,32,066.78	2,23,601.45
Investments	22,713.60	-	24,963.30	-	-
Derivative financial instruments	6,165.94	-	-	6,165.94	-
Other financial assets	7,914.78	4,880.89	2,711.11	545.64	58.34
Total (B)	15,50,167.02	7,35,432.35	5,02,866.88	10,38,778.36	2,23,659.78

The table below provides details regarding the undiscounted contractual maturities of financial liabilities and assets including interest as at March 31, 2025:

Particulars	Carrying amount	Less than 1 year	1-2 years	2-5 years	More than 5 years
Financial Liabilities					
Derivative financial instruments	964.12	964.12	-	-	-
Trade payables	2,671.86	2,671.86	-	-	-
Debt securities	78,178.40	7,106.11	48,342.03	36,464.73	-
Borrowings (other than debt securities)	7,14,020.99	2,54,657.40	2,26,268.70	3,52,526.60	29,331.99
Other financial liabilities	9,463.96	5,753.86	1,711.07	2,386.68	851.40
Total (A)	8,05,299.33	2,71,153.35	2,76,321.80	3,91,378.01	30,183.39
Financial Assets					
Cash and cash equivalents	1,49,674.05	1,49,674.05	-	-	-
Bank balances other than cash and cash equivalents	65,839.86	61,684.99	2,655.99	2,808.84	-
Loans	11,68,679.03	4,61,306.93	4,26,398.97	9,59,290.79	2,11,700.96
Investments	21,222.30	-	-	24,963.30	-
Derivative financial instruments	676.16	-	-	676.16	-
Other financial assets	8,113.00	940.31	4,786.58	2,954.09	72.94
Total (B)	14,14,204.40	6,73,606.27	4,33,841.54	9,90,693.18	2,11,773.90



48 (iv) Foreign currency risk

Foreign currency risk is the risk that the value of a financial instrument will fluctuate due to changes in foreign exchange rates. Foreign currency risk for the Company arise primarily on account of foreign currency borrowings. The Company manages this foreign currency risk by entering in to cross currency interest rate swaps. When a derivative is entered in to for the purpose of being a hedge, the Company negotiates the terms of those derivatives to match with the terms of the hedged exposure. The Company's policy is to fully hedge its foreign currency borrowings at the time of drawdown and remain so till repayment. The Company holds derivative financial instruments of cross currency interest rate swap and forward contracts to mitigate risk of changes in exchange rate in foreign currency. The Counterparty for the contracts are banks. Derivatives are fair valued using inputs that are directly or indirectly observable in market place.

Disclosure of effects of hedge accounting

Cash flow hedge

Impact of hedging instrument on balance sheet is, as follows:

As at March 31, 2026

Foreign exchange risk on cash flow hedge	No of contracts	Nominal value of hedging instrument			Maturity date	Changes in fair value of hedging instrument	Changes in value of hedged item used as a basis for recognising hedge effectiveness	Line item in balance sheet
		Liability	Asset	Liability				
Cross currency interest rate swap	6	30,618.90	2,516.98	-	December 27, 2026 to February 12, 2031	1840.82	(2,255.13)	Hedged item - borrowings Hedging instrument - derivative financial instrument
Forward contract	3	80,775.85	3,648.96	-	August 18, 2026 to August 19, 2026	4613.08	(4,204.77)	Hedged item - borrowings Hedging instrument - derivative financial instrument
Cash flow hedge		Change in the value of hedging instrument recognized in other comprehensive income				Ineffectiveness recognised in profit and loss (in lakhs)	Amount reclassified from cash flow hedge reserve to profit and loss	Line item affected in statement of profit and loss because of the reclassification
Foreign exchange risk and exchange rate risk		170.85				-	-	NA

As at March 31, 2025

Foreign exchange risk on cash flow hedge	No of contracts	Nominal value of hedging instrument			Maturity date	Changes in fair value of hedging instrument	Changes in value of hedged item used as a basis for recognising hedge effectiveness	Line item in balance sheet
		Liability	Asset	Liability				
Cross currency interest rate swap	2	9,322.80	676.16	-	December 27, 2026 to June 30, 2028	302.57	246.70	Hedged item - Borrowings Hedging instrument - Derivative financial instrument (Asset)
Forward contract	2	51,105.13	-	964.12	June 30, 2025 to August 22, 2025	964.12	(746.99)	Hedged item - borrowings Hedging instrument - derivative financial instrument
Cash flow hedge		Change in the value of hedging instrument recognized in other comprehensive income				Ineffectiveness recognised in profit and loss (in lakhs)	Amount reclassified from cash flow hedge reserve to profit and loss	Line item affected in statement of profit and loss because of the reclassification
Foreign exchange risk and exchange rate risk		4.18				-	-	NA

(v) Information technology risk

Technology risk may arise from potential impact to IT systems and data because of hardware or software failure, human errors, as well as engineered cyber-attacks. In an era where technology is an imperative to drive efficiency, effectiveness and innovation, it becomes essential for the NBFC to have well-defined policies and procedures, necessary infrastructure and controls, and periodic audits to guard itself against any looming threats. The Company has implemented the Master Directions on Technology notified by the Reserve Bank of India and has put in place the necessary policies, procedures, controls and governance mechanisms to mitigate this risk. In addition, the Company also undergoes an IT audit by an independent firm on a yearly basis, has periodic vulnerability and penetration tests conducted by a third-party agency to identify and plug any loopholes in its technology infrastructure, process controls and remediation preparedness. The IT Strategy Committee of the Company (supported by IT Steering Committee and Information Security Committee) looks into all these aspects to protect the Company's technology and data assets, and ensure adequate preparedness to manage these risks.



49 Disclosures required as per RBI Circulars/Directives

A Schedule to the Balance Sheet of a Non-Banking Financial Company as required under Reserve Bank of India Master Direction RBI/DOR/2025-26/359 DOR.ACC.REC.No.278/21.04.018/2025-26 dated 28th November 2025

Particulars	As at March 31, 2026		As at March 31, 2025	
	Amount outstanding	Amount overdue	Amount outstanding	Amount overdue
Liabilities side				
1 Loans and advances availed by the non-banking financial company, inclusive of interest accrued thereon but not paid ^				
a. Debentures				
i. Secured	78,447.24	-	78,460.45	-
ii. Unsecured	-	-	-	-
b. Deferred credits	-	-	-	-
c. Term loans*	7,40,394.57	-	7,09,520.41	-
d. Inter-corporate loans and borrowings	-	-	-	-
e. Commercial paper	-	-	-	-
f. Public deposits	-	-	-	-
g. Other loans				
i. Loans repayable on demand (secured) - From Banks	-	-	-	-
ii. Loans from related parties (unsecured)	-	-	-	-
iii. Term loans from others parties (unsecured)	3,786.90	-	6,838.85	-
2 Break-up of (1) (f) above (outstanding public deposits inclusive of interest accrued thereon but not paid) :				
a. In the form of unsecured debentures	-	-	-	-
b. In the form of party secured debentures i.e debentures where there is a shortfall in the value of security	-	-	-	-
c. Other public deposits	-	-	-	-

* includes borrowings under securitisation

^ The balances considered are without effective interest rate adjustments.

Particulars	Amount outstanding as on March 31, 2026	Amount outstanding as on March 31, 2025
Assets side		
3 Break-up of loans and advances, including bills receivables		
a. Secured (net of impairment loss allowance)	12,98,149.48	11,68,371.91
b. Unsecured	328.13	307.12
4 Break up of leased assets and stock on hire and other assets counting towards AFC activities		
(i) Leased assets including lease rentals under receivables		
a. Financial lease	-	-
b. Operating lease	-	-
(ii) Stock on hire including hire charges under receivables		
a. Assets on hire	-	-
b. Repossessed assets	-	-
(iii) Other loans counting towards AFC activities		
a. Loans where assets have been repossessed (net)	-	-
b. Loans other than (i) above	-	-
5 Break-up of investments		
a. Current investments		
1 Quoted		
i. Shares	-	-
a. Equity	-	-
b. Preference	-	-
ii. Debentures and bonds	-	-
iii. Units of mutual funds	-	-
iv. Government securities*	-	-
v. Others	-	-

* Includes investments in Government of India strips.



Five-Star Business Finance Limited
Notes forming part of the Financial Statements for the year ended March 31, 2026
(All amounts are in INR in lakhs, unless otherwise stated)

49 Disclosures required as per RBI Circulars/Directives

Particulars	Amount outstanding as on	
	March 31, 2026	March 31, 2025
2 Unquoted		
i. Shares		
a. Equity	-	-
b. Preference	-	-
ii. Debentures and bonds	-	-
iii. Units of mutual funds	-	-
iv. Government securities	-	-
v. Others	-	-
b. Long-term investments		
1 Quoted		
i. Shares	-	-
a. Equity	-	-
b. Preference	-	-
ii. Debentures and bonds	-	-
iii. Units of mutual funds	-	-
iv. Government securities*	22,713.60	21,222.30
v. Others	-	-
2 Unquoted		
i. Shares		
a. Equity	-	-
b. Preference	-	-
ii. Debentures and bonds	-	-
iii. Units of mutual funds	-	-
iv. Government securities	-	-
v. Others	-	-

* Includes investments in Government of India Strips and Government of India Fixed Rate Bonds.

6 Borrower group-wise classification of assets financed in 3 and 4 above

Particulars	Amount [net of provisions]			
	As at March 31, 2026		As at March 31, 2025	
	Total	Secured	Total	Secured
a. Related parties	-	-	-	-
i. Subsidiaries	-	-	-	-
ii. Companies in the same group	-	-	-	-
iii. Other related parties	-	-	-	-
b. Other than related parties	12,98,477.61	12,98,149.48	11,68,679.03	11,68,371.91
Total	12,98,477.61	12,98,149.48	11,68,679.03	11,68,371.91

7 Investor group-wise classification of all investments (current and long term) in shares and securities (both quoted and unquoted)

Category	As at March 31, 2026		As at March 31, 2025	
	Market value / breakup or fair value or NAV	Book value (net of provisions)	Market value / breakup or fair value or NAV	Book value (net of provisions)
a. Related parties				
i. Subsidiaries	-	-	-	-
ii. Companies in the same group	-	-	-	-
iii. Other related parties	-	-	-	-
b. Other than related parties	23,027.60	22,713.60	21,466.86	21,222.30
Total	23,027.60	22,713.60	21,466.86	21,222.30



Five-Star Business Finance Limited
Notes forming part of the Financial Statements for the year ended March 31, 2026
(All amounts are in INR in lakhs, unless otherwise stated)

49 Disclosures required as per RBI Circulars/Directives

8 Other information

Particulars	As at March 31, 2026	As at March 31, 2025
a. Gross non-performing assets (stage 3 assets)		
i. Related parties	-	-
ii. Other than related parties	44,609.68	21,231.56
b. Net non-performing assets (stage 3 assets)		
i. Related parties	-	-
ii. Other than related parties	26,141.67	10,337.48
c. Assets acquired in satisfaction of debt	-	-

B Derivatives (forward rate agreement / interest rate swap)

Particulars	As at March 31, 2026	As at March 31, 2025
(i) Notional principal of swap accounts	1,31,394.75	60,427.93
(ii) Losses which would be incurred of counter parties failed to fulfil their obligations under the agreement	-	-
(iii) Collateral required by the applicable NBFC upon entering into swaps	-	-
(iv) Concentration of credit risk arising from Swaps	-	-
(v) The fair value of the swap Book	6,165.94	(287.96)

The Company has hedged its foreign currency borrowings through cross currency interest rate swaps and forward contracts. For Accounting Policy & Risk Management Policy. (Refer note no. 3.23 and 48(iv))

Exchange traded interest rate derivatives

The Company has not traded in exchange traded interest rate derivative during the current and previous year.

Disclosures on risk exposure in derivatives

Qualitative disclosure

Details for qualitative disclosure are part of accounting policy as per financial statements. (refer note no. 3.23)

Particulars	As at March 31, 2026	As at March 31, 2025
(i) Derivatives (notional principal amount) for hedging	1,31,394.75	60,427.93
(ii) Marked to market positions		
(a) Asset	6,165.94	676.16
(b) Liability	-	964.12
(iii) Credit exposure	-	-
(iv) Unhedged exposures	-	-

C Investments

Particulars	As at March 31, 2026	As at March 31, 2025
1 Value of investments		
i Gross value of investments		
a In India	22,713.60	21,222.30
b Outside India	-	-
ii Provision for depreciation		
a In India	-	-
b Outside India	-	-
iii Net value of investments		
a In India	22,713.60	21,222.30
b Outside India	-	-
2 Movement of provisions held towards depreciation on investments		
i Opening balance	-	-
ii Add : Provisions made during the year	-	-
iii Less : Write-off / write-back of excess provisions during the year	-	-
iv Closing balance	-	-



Five-Star Business Finance Limited

Notes forming part of the Financial Statements for the year ended March 31, 2026

(All amounts are in INR in lakhs, unless otherwise stated)

49 Disclosures required as per RBI Circulars/Directives

D Exposure to real estate sector

Particulars	As at March 31, 2026	As at March 31, 2025
1 Direct exposure		
i. Residential mortgages*		
Lending fully secured by mortgages on residential property that is or will be occupied by the borrower or that is rented	13,19,988.34	11,84,716.72
ii. Commercial real estate		
Lending secured by mortgages on commercial real estates (office buildings, retail space, multi-purpose commercial premises, multi-family residential buildings, multi-tenanted commercial premises, industrial or warehouse space, hotels, land acquisition, development and construction, etc.).	2,476.34	2,987.06
iii. Investments in mortgage backed securities (MBS) and other securitised exposures		
a. Residential	-	-
b. Commercial real estate	-	-
2 Indirect Exposure	-	-
Total exposure to real estate sector (gross)	13,22,464.68	11,87,703.78

* Represents gross carrying amount as at the reporting date which are secured by underlying mortgaged properties.

Note: The above exposure excludes Inter-Corporate Deposits amounting to INR. 329.45 lakhs as at March 31, 2026 (INR. 308.35 lakhs as at March 31, 2025).

E Customer complaints

Particulars	As at March 31, 2026	As at March 31, 2025
No. of complaints pending at the beginning of the year	13	13
No. of complaints received during the year	956	356
No. of complaints redressed during the year	891	355
No. of complaints pending at the end of the year	78	14

F Exposure to capital market

The Company does not have any exposure to capital market and hence this disclosure is not applicable.

G Concentration of advances

Particulars	As at March 31, 2026	As at March 31, 2025
Total Advances to twenty largest borrowers	715.61	777.17
Percentage of Advances to twenty largest borrowers to total advances of the NBFC	0.05%	0.07%

Note: The above concentration of advances excludes inter-corporate deposits amounting to INR 329.45 lakhs as at March 31, 2026 (INR 308.35 lakhs as at March 31, 2025).

H Concentration of exposures

Particulars	As at March 31, 2026	As at March 31, 2025
Total exposure to twenty largest borrowers	715.61	777.17
Percentage of exposures to twenty largest borrowers to total exposure of the NBFC	0.05%	0.07%

The above exposure denotes gross carrying amount

Note: The above concentration of exposure excludes inter-corporate deposits amounting to INR 329.45 lakhs as at March 31, 2026 (INR 308.35 lakhs as at March 31, 2025).

I Concentration of NPAs (stage 3 assets)

Particulars	As at March 31, 2026	As at March 31, 2025
Total exposure to top four NPA accounts (stage 3 assets)	121.50	95.29



Five-Star Business Finance Limited

Notes forming part of the Financial Statements for the year ended March 31, 2026

(All amounts are in INR in lakhs, unless otherwise stated)

49 Disclosures required as per RBI Circulars/Directives

J Ratings assigned by Credit Rating Agencies

The Credit Analysis & Research Limited (CARE), CRISIL Limited (CRISIL) and ICRA Limited (ICRA) have assigned ratings for the various facilities availed by the Company, details of which are given below:

Particulars	As at March 31, 2026	As at March 31, 2025
Commercial paper		
- CARE	A1+	A1+
Long term Bank facilities		
- CARE	AA-	AA-
- ICRA	AA-	AA-
- India Rating	AA-	AA-
Short term bank facilities		
- CARE	A1+	A1+
Non convertible debentures		
- India Rating	AA-	AA-
- ICRA	AA-	AA-

K Sector-wise gross NPAs (stage 3 assets)

Particulars	Percentage of NPAs to total advances in that sector	
	As at March 31, 2026	As at March 31, 2025
Agriculture & allied activities	-	-
MSME	-	-
Corporate borrowers	-	-
Services*	3.53%	2.11%
Unsecured personal loans	-	-
Auto loans (commercial vehicles)	-	-
Other personal loans	3.19%	1.41%

* Represents small business loans given to borrowers involved in manufacturing/service sectors.
The above sector-wise NPA and advances is based on the data available with the company.

L Movement of NPAs (Stage 3 assets)

Particulars	As at March 31, 2026	As at March 31, 2025
Gross NPAs to net Advances (%)	3.37%	1.79%
Net NPAs to net Advances (%)	2.00%	0.88%

Movement of NPAs (gross)

(a) Opening balance	21,231.56	13,283.99
(b) Additions during the year	41,910.47	15,829.81
(c) Reductions during the year*	(18,532.35)	(7,882.24)
(d) Closing balance	44,609.68	21,231.56

Movement of net NPAs

(a) Opening balance	10,337.48	6,075.36
(b) Additions during the year	17,114.28	5,740.40
(c) Reductions during the year	(1,310.09)	(1,478.28)
(e) Closing balance	26,141.67	10,337.48

Movement of provisions for NPAs (excluding provisions on standard assets)

(a) Opening balance	10,894.08	7,208.63
(b) Provisions made during the year	24,796.19	10,089.41
(c) Write-off / write-back of excess provisions	(17,222.26)	(6,403.96)
(d) Closing balance	18,468.01	10,894.08

*Includes write-off of INR 15,478.50 lakhs for the year ended March 31, 2026 (for the year ended March 31, 2025 INR 5,421.37 lakhs).

M Other Regulator - registration details

Regulator	Registration No.
i Ministry of Corporate Affairs	L65991TN1984PLC010844
ii Reserve Bank of India	B-07.00286
iii National Housing Bank (NHB)*	05.0134.16

* Certificate of registration has been surrendered to NHB on June 5, 2020



Five-Star Business Finance Limited**Notes forming part of the Financial Statements for the year ended March 31, 2026**

(All amounts are in INR in lakhs, unless otherwise stated)

49 Disclosures required as per RBI Circulars/Directives**N Disclosure of penalties imposed by RBI and other regulators**

The Company has paid a penalty of INR 13,460 and INR 2,603 imposed by Employees' Provident Fund Organisation and Gujarat Commercial Tax Department respectively, during the year ended March 31, 2026. The Company paid a penalty of INR 1,57,756 imposed by GST Authority, during the year ended March 31, 2025.

O Details of single borrower limit (SGL)/ group borrower limit (GBL)

The Company has not exceeded the single borrower limit (SGL)/ group borrower limit (GBL) during the year ended March 31, 2026 and March 31, 2025.

P Overseas assets (for those with joint ventures and subsidiaries abroad)

The Company does not have any joint ventures and subsidiaries abroad during the year ended March 31, 2026 and March 31, 2025 and hence this disclosure is not applicable.

Q Details of financing of parent company products

The Company does not have a parent company and hence this disclosure is not applicable.

R Details of non-performing financial assets purchased/ sold

The Company has not purchased any non-performing assets during the financial year ended March 31, 2026 and March 31, 2025.

S Details of unsecured advances

The Company has unsecured intercorporate deposits amounting to INR 329.45 lakhs as at March 31, 2026 (March 31, 2025 - INR 308.35 lakhs). The company has not financed any unsecured advances against intangible securities such as rights, licenses, authority etc. as collateral security.

T Off-balance Sheet SPVs sponsored

The Company does not have Off-Balance Sheet SPVs sponsored, which are required to be consolidated as per the accounting norms, during the financial year ended March 31, 2026 and March 31, 2025.

U Remuneration to non-executive directors

The Company has incurred commission of INR 75.00 Lakhs and sitting fee of INR 49.45 lakhs during the year ended March 31, 2026 (March 31, 2025: commission - INR 60 lakhs, sitting fee - INR 39 lakhs)

V Draw down from reserves

The Company has not made any draw down from reserves during the year ended March 31, 2026 and March 31, 2025.

W Provisions and contingencies

Category-wise break up of 'provisions and contingencies' shown in the statement of profit and loss (including other comprehensive income)

Particulars	For the year ended March 31, 2026	For the year ended March 31, 2025
Provisions for depreciation on investment	-	-
Provision towards non-performing assets*	23,052.43	9,106.82
Provision made towards income tax	36,503.91	37,160.64
Provision for compensated absences	2112.76	1,636.78
Provision for gratuity	397.60	1,294.30
Provision for standard assets #	(1,420.71)	(210.30)

* Represents impairment loss allowance on stage 3 assets - Includes write-off of INR 16,648.30 lakhs (March 31, 2025 - INR 5,421.37 lakhs)

Represents impairment loss allowance on stage 1 and stage 2 assets.

X Gold loan portfolio

The Company has not provided loan against gold during the year ended March 31, 2026 and March 31, 2025.

Y Related party transaction

Details of all material transactions with related parties are disclosed in Note 43

Z Net profit or loss for the period, prior period items and changes in accounting policies

There are no prior period items that have impact on the current year's profit and loss.

AA Revenue recognition

There have been no instances in which revenue recognition has been postponed pending the resolution of significant uncertainties.

AB Ind As 110 – Consolidated financial statements (CFS)

The Company does not have any Subsidiary, Associate or Joint venture and hence is not required to prepare Consolidated financial statement.



Five-Star Business Finance Limited

Notes forming part of the Financial Statements for the year ended March 31, 2026

(All amounts are in INR in lakhs, unless otherwise stated)

49 Disclosures required as per RBI Circulars/Directives

AC Public disclosure on liquidity risk

(i) Funding concentration based on significant counterparty (borrowings)

S. No.	No. of significant counterparties	Amount (In lakhs)	% of total liabilities
1	23	7,39,090.35	87.89%

(ii) Top 20 large deposits (amount in Rs. and % of total deposits)

Not applicable

(iii) Top 10 borrowings (amount in Rs. and % of total borrowings)

S. No.	Name of the Facility	Amount (In lakhs)	% of Total Borrowings
1	Total of top 10 borrowings	3,72,310.10	45.40%

(iv) Funding Concentration based on significant instrument/product

S. No.	Name of the Instrument/Product	Amount (In lakhs.)	% of Total Liabilities
1	Non-convertible debentures	78,323.23	9.31%
2	Term loan	5,55,518.47	66.06%
3	Securitisation	1,35,280.23	16.09%
4	External commercial borrowings	50,921.08	6.06%

(v) Stock ratios

S. No.	Name of the instrument/product	Percentage
1	Commercial papers as a % of total public funds, total liabilities and total assets	NIL
2	Non-convertible debentures (original maturity of less than one year) as a % of total public funds, total liabilities and total assets	NIL
3	Other short-term liabilities, if any as a % of total public funds	32.54%
4	Other short-term liabilities, if any as a % of total liabilities	31.73%
5	Other short-term liabilities, if any as a % of total assets	17.02%

(vi) Institutional set-up for liquidity risk management

Liquidity risk is defined as the risk that the Company will encounter difficulty in meeting obligations associated with financial liabilities that are settled by delivering cash or another financial asset. Liquidity risk arises because of the possibility that the Company might be unable to meet its payment obligations when they fall due as a result of mismatches in the timing of the cash flows under both normal and stress circumstances. Such scenarios could occur when funding needed for illiquid asset positions is not available to the Company on acceptable terms. To limit this risk, management has arranged for diversified funding sources and adopted a policy of availing funding in line with the tenor and repayment pattern of its receivables and monitors future cash flows and liquidity on a daily basis. The Company has developed internal control processes and contingency plans for managing liquidity risk. This incorporates an assessment of expected cash flows and the availability of unencumbered receivables which could be used to secure funding by way of assignment if required. The Company also has lines of credit that it can access to meet liquidity needs. These are reviewed by the Asset Liability Committee (ALCO) on a monthly basis. The ALCO provides strategic direction and guidance on liquidity risk management. A sub-committee of the ALCO, comprising members from the Treasury and Risk functions, monitor liquidity risks on a monthly basis and decisions are taken on the funding plan and levels of investible surplus, from the ALM perspective. This sets the boundaries for daily cash flow management

Definitions:

“Significant counterparty” is defined as a single counterparty or group of connected or affiliated counterparties accounting in aggregate for more than 1% of the total liabilities.

“Significant instrument/product” is defined as a single instrument/product of group of similar instruments/products which in aggregate amount to more than 1% of the total liabilities.

Public funds includes funds raised either directly or indirectly through public deposits, inter-corporate deposits, bank finance and all funds received from outside sources such as funds raised by issue of Commercial Papers, debentures etc. but excludes funds raised by issue of instruments compulsorily convertible into equity shares within a period not exceeding 5 years from the date of issue.

Total assets represents total assets as per the balance sheet netted off by intangible assets.



Five-Star Business Finance Limited

Notes forming part of the Financial Statements for the year ended March 31, 2026

(All amounts are in INR in lakhs, unless otherwise stated)

49 Disclosures required as per RBI Circulars/Directives

AD Asset liability management - maturity pattern of certain items of assets and liabilities

As at March 31, 2026

Particulars	1-7 Days	8-14 Days	15-31 Days	Over 1 month to 2 months	Over 2 months to 3 months	Over 3 months to 6 months	Over 6 months to 1 year	Over 1 year to 3 years	Over 3 years to 5 years	Over 5 years	Total
Advances*	150.56	0.29	15,940.97	16,362.78	17,274.04	52,534.87	1,17,448.17	4,64,178.97	4,43,020.57	2,00,600.38	13,27,511.60
Investments	-	-	-	-	-	-	-	22,713.60	-	-	22,713.60
Borrowings	997.82	661.46	35,889.76	13,656.62	24,182.68	54,324.25	1,21,195.70	3,75,050.73	1,21,130.49	24,095.13	7,71,184.64
Foreign currency liabilities	-	-	-	-	2,223.85	-	7,151.66	10,517.14	31,551.43	-	51,444.08

*The above advances excludes Inter-Corporate Deposits amounting to INR 329.45 lakhs as at March 31, 2026

As at March 31, 2025

Particulars	1-7 Days	8-14 Days	15-31 Days	Over 1 month to 2 months	Over 2 months to 3 months	Over 3 months to 6 months	Over 6 months to 1 year	Over 1 year to 3 years	Over 3 years to 5 years	Over 5 years	Total
Advances*	88.13	1.02	13,815.97	14,043.29	14,226.99	46,282.02	1,01,217.63	4,17,982.18	4,00,385.68	1,89,192.78	11,97,235.69
Investments	-	-	-	-	-	-	-	21,222.30	-	-	21,222.30
Borrowings	1,780.15	501.95	11,925.72	11,566.46	21,809.29	48,597.80	98,947.26	3,97,207.83	1,71,879.88	23,765.97	7,87,982.31
Foreign currency liabilities	-	-	-	-	1,709.35	-	1,709.35	3,418.70	-	-	6,837.40

*The above advances excludes Inter-Corporate Deposits amounting to INR 308.35 lakhs as at March 31, 2025

Notes

- The balances considered are without netting of impairment loss allowance (for stage 1 and stage 2 assets) and effective interest rate adjustments
- The classification of various components of assets and liabilities into different time buckets disclosed in the "Asset Liability Management - Maturity pattern of certain items of assets and liabilities" table above is based on RBI Directions.

AE Disclosures in respect of fraud as per the Master Directions on Fraud Risk Management in Non-Banking Financial Companies dated July 15, 2024

Particulars	Less than INR 1 Lakh		More than INR 1 Lakh less than INR 25 Lakh		Above INR 25 Lakh		Total
	Number of instances	INR in lakhs	Number of instances	INR in lakhs	Number of instances	INR in lakhs	
Staff	4	1.07	5	34.80	-	-	9
Outsiders	-	-	-	-	-	-	-
Total	4	1.07	5	34.80	-	-	9
Type of fraud:							
Cash mishandling	4	1.07	5	34.80	-	-	9
Theft/ burglary	-	-	-	-	-	-	-
Others	-	-	-	-	-	-	-
Total	4	1.07	5	34.80	-	-	9



Five-Star Business Finance Limited
Notes forming part of the Financial Statements for the year ended March 31, 2026
(All amounts are in INR in lakhs, unless otherwise stated)

49 Disclosures required as per RBI Circulars/Directives

AF Disclosures Pursuant to Reserve Bank of India Master Direction RBI/DOR/2025-26/359 DOR-ACC.REC.No.278/21.04.018/2025-26 dated 28th November 2025

As per the guidelines on liquidity risk management framework for NBFCs issued by Reserve Bank of India (Non-Banking Financial Companies – Asset Liability Management) Directions, 2025, all non-deposit taking NBFCs with asset size more than INR 5,000 crores are required to maintain liquidity coverage ratio (LCR) from December 1, 2022, with the minimum LCR to be 60%, progressively increasing, till it reaches the required level of 100%, by December 1, 2024.

For the year ended March 31, 2026

Particulars	Quarter ended 30 June 2025		Quarter ended 30 September 2025		Quarter ended 31 December 2025		Quarter ended 31 March 2026	
	Total unweighted value (average)	Total weighted value (average)	Total unweighted value (average)	Total weighted value (average)	Total unweighted value (average)	Total weighted value (average)	Total unweighted value (average)	Total weighted value (average)
High quality liquid assets								
1 Total high quality liquid assets (comprise of cash on hand and demand deposits with scheduled commercial banks and unencumbered government Securities)	32,492.60	32,492.60	33,448.00	33,448.00	34,064.00	34,064.00	37,769.27	37,769.27
Cash outflows								
2 Deposits (for deposit taking companies)	-	-	-	-	-	-	-	-
3 Unsecured wholesale funding	-	-	-	-	-	-	-	-
4 Secured wholesale funding	23,541.64	27,072.88	24,779.00	28,496.00	25,931.00	29,821.00	41,874.47	48,155.64
5 Additional requirements, of which	-	-	-	-	-	-	-	-
(i) Outflows related to derivative exposures or other collateral requirements	-	-	-	-	-	-	-	-
(ii) Outflows related to loss on funding on debt products	-	-	-	-	-	-	-	-
(iii) Credit and liquidity facilities	-	-	-	-	-	-	-	-
6 Other contractual funding obligations	-	-	-	-	-	-	-	-
7 Other contingent funding obligations	-	-	-	-	-	-	-	-
8 Total cash outflows	8,618.28	9,911.03	8,506.00	9,781.00	7,981.00	9,178.00	9,102.19	10,467.52
	32,159.92	36,983.91	33,285.00	38,277.00	33,912.00	38,999.00	50,976.66	58,623.16
Cash inflows								
9 Secured lending	37,613.04	28,209.78	38,251.00	28,689.00	39,560.00	29,670.00	40,798.52	30,598.89
10 Inflows from fully performing exposures	-	-	-	-	-	-	-	-
11 Other cash inflows	1,35,475.60	1,01,606.70	1,26,744.00	95,058.00	1,22,450.00	1,22,450.00	1,27,354.88	95,516.16
12 Total cash inflows	1,73,088.64	1,29,816.48	1,64,995.00	1,23,747.00	1,62,010.00	1,52,120.00	1,68,153.40	1,26,115.05
	Total adjusted value	Total adjusted value	Total adjusted value	Total adjusted value	Total adjusted value	Total adjusted value	Total adjusted value	Total adjusted value
13 Total HQLA	32,492.60	33,448.00	33,448.00	33,448.00	34,064.00	34,064.00	37,769.27	37,769.27
14 Total net cash outflows	9,245.98	9,569.25	9,749.75	9,749.75	9,749.75	9,749.75	14,655.79	14,655.79
15 Liquidity coverage ratio (%)	351%	350%	350%	349%	349%	349%	258%	258%



Five-Star Business Finance Limited
Notes forming part of the Financial Statements for the year ended March 31, 2026
 (All amounts are in INR in lakhs, unless otherwise stated)

For the year ended March 31, 2025

Particulars	Quarter ended 30 June 2024		Quarter ended 30 September 2024		Quarter ended 31 December 2024		Quarter ended 31 March 2025	
	Total	Total weighted unweighted value (average)	Total	Total weighted unweighted value (average)	Total	Total weighted unweighted value (average)	Total	Total weighted unweighted value (average)
	value (average)	value (average)	value (average)	value (average)	value (average)	value (average)	value (average)	value (average)
High Quality Liquid Assets								
1 Total high quality liquid assets (comprise of cash on hand and demand deposits with scheduled commercial banks and unencumbered government Securities)	22,888.71	22,888.77	20,153.20	20,153.20	32,197.32	32,197.32	32,957.54	32,957.54
Cash outflows								
2 Deposits (for deposit taking companies)	-	-	-	-	-	-	-	-
3 Unsecured wholesale funding	-	-	-	-	-	-	-	-
4 Secured wholesale funding	18,211.83	20,943.61	19,531.26	22,460.95	22,687.25	26,090.34	24,284.61	27,927.30
5 Additional requirements, of which	-	-	-	-	-	-	-	-
(i) Outflows related to derivative exposures an other collateral requirements	-	-	-	-	-	-	-	-
(ii) Outflows related to loss on funding on debt products	-	-	-	-	-	-	-	-
(iii) Credit and liquidity facilities	-	-	-	-	-	-	-	-
6 Other contractual funding obligations	-	-	-	-	-	-	-	-
7 Other contingent funding obligations	-	-	-	-	-	-	-	-
8 Total cash outflows	7,391.83	8,500.60	7,990.15	9,188.67	7,882.27	9,064.61	8,071.84	9,282.61
	25,603.66	29,444.21	27,521.41	31,649.62	30,569.52	35,154.95	32,356.45	37,209.91
Cash inflows								
9 Secured lending	30,565.17	22,923.88	31,900.76	23,925.57	34,210.40	25,657.80	34,518.23	25,888.67
10 Inflows from fully performing exposures	-	-	-	-	-	-	-	-
11 Other cash inflows	1,41,434.72	1,06,076.04	1,18,847.05	89,135.29	91,192.45	68,394.34	93,375.73	70,031.80
12 Total cash inflows	1,71,999.89	1,28,999.92	1,50,747.81	1,13,060.86	1,25,402.85	94,052.14	1,27,893.96	95,920.47
	Total adjusted value	Total adjusted value	Total adjusted value	Total adjusted value	Total adjusted value	Total adjusted value	Total adjusted value	Total adjusted value
13 Total HQLA	22,888.77	22,888.77	20,153.20	20,153.20	32,197.32	32,197.32	32,957.54	32,957.54
14 Total net cash outflows	7,361.05	7,361.05	7,912.41	7,912.41	8,788.74	8,788.74	9,302.48	9,302.48
15 Liquidity coverage ratio (%)	311%	311%	255%	255%	366%	366%	354%	354%



Five-Star Business Finance Limited
Notes forming part of the Financial Statements for the year ended March 31, 2026
(All amounts are in INR in lakhs, unless otherwise stated)

Notes:

- 1 The average weighted and unweighted amounts are calculated based on simple average of daily observations for the quarters ended June 30, September 30, December 31 and March 31 of the respective financial years. The weightage factor applied to compute weighted average value is constant for all the quarters.
- 2 Prior to introduction of LCR framework, the company used to maintain a substantial share of its liquidity in form of fixed deposits with banks and investment in mutual funds. Post the introduction of LCR framework, the Company has consciously worked towards increasing its investment in High Quality Liquid Assets (HQLA) as per the RBI guidelines.
- 3 Weighted values have been calculated after the application of respective haircuts (for HQLA) and stress factors on inflow and outflow.
- 4 RBI has mandated minimum liquidity coverage ratio (LCR) of 60% to be maintained by December 2022, which is to be gradually increased to 100% by December 2024. The Company has LCR of 258% as of March 31, 2026 as against the LCR of 100% mandated by RBI.

Qualitative information:

- 1 The Company has implemented the guidelines on Liquidity Risk Management Framework prescribed by the Reserve Bank of India requiring maintenance of Liquidity Coverage Ratio (LCR), which aim to ensure that an NBFC maintains an adequate level of unencumbered HQLAs that can be converted into cash to meet its liquidity needs for a 30 calendar day time horizon under a significantly severe liquidity stress scenario.
- 2 LCR = stock of high-quality liquid assets (HQLAs)/total net cash outflows over the next 30 calendar days
- 3 HQLAs comprise of cash on hand, demand deposits with scheduled commercial banks and unencumbered government securities.
- 4 Total net cash outflows are arrived after taking into consideration total expected cash outflows minus total expected cash inflows for the subsequent 30 calendar days. As prescribed by RBI, total net cash outflows over the next 30 days = Stressed Outflows - [Min (stressed inflows; 75% of stressed outflows)]. Total expected cash outflows (stressed outflows) are calculated by multiplying the outstanding balances of various categories or types of liabilities and off-balance sheet commitments by 115% (1.5% being the rate at which they are expected to run off further or be drawn down). Total expected cash inflows (stressed inflows) are calculated by multiplying the outstanding balances of various categories of contractual receivables by 75% (25% being the rate at which they are expected to under-flow).
- 5 "Other cash inflows" include mutual funds and callable fixed deposits maturing within 30 days.
- 6 The liquidity risk management framework of the Company is governed by its liquidity risk management policy and procedures approved by the board. The asset liability management committee (ALCO) oversees the implementation of liquidity risk management strategy of the Company and ensure adherence to the risk tolerance/limits set by the Board.
- 7 The Company maintains a funding profile with no undue concentration of funding sources. In order to ensure a diversified borrowing mix, concentration of borrowing through various sources is monitored. Further, the Company has prudential limits on investments in different instruments. There is no currency mismatch in the LCR. The above is periodically monitored by ALCO.



49 Disclosures required as per RBI Circulars/Directives

Disclosure as per format prescribed under notification RBI/2020-21/16 DOR No BP BC/3/21.04 048/2020-21 dated August 06, 2020 and RBI/2021-AG 22/31/DOR.STR.REC.11/21.04.048/2021-22 dated May 05, 2021 for the year ended March 31, 2026 (borrowers who has been provided restructuring under RBI Resolution Framework – 2.0):

Type of borrower**	Exposure to accounts classified as standard consequent to implementation of resolution plan – position as at the end of the previous year (A)	Of (A), aggregate debt that slipped into NPA during the year	Of (A) amount written off during the year	Of (A) amount paid by the borrowers during the year	Exposure to accounts classified as standard consequent to implementation of resolution plan – position as at the end of the year
Personal loans	993.42	171.86	20.21	199.17	602.18
Corporate persons*	-	-	-	-	-
Of which MSMEs	-	-	-	-	-
Others	1,611.42	311.46	20.19	293.78	986.00
Total	2,604.84	483.32	40.40	492.95	1,588.18

*As defined in Section 3(7) of the Insolvency and Bankruptcy Code, 2016

** Classification of borrowers is based on the data available with the Company. Above loans are secured wholly by mortgage of property.

AH Disclosure pertaining to RBI Master Direction - RBI/DOR/2025-26/359 DOR.ACC.REC.No.278/21.04.018/2025-26 dated 28th November 2025

Details of securitisation during the year Securitisation of Assets:

S.No	Particulars	As at March 31, 2026	As at March 31, 2025
1	No of special purpose vehicle's (SPV's) sponsored by the NBFC for securitisation transactions (Nos)	13 00	13 00
2	Total amount of securitised assets as per books of the SPVs sponsored by the NBFC	1,35,747 24	1,33,119 53
3	Total amount of exposures retained by the NBFC to comply with Minimum Retention Ratio (MRR) as on the date of balance sheet		
a)	Off-balance sheet exposures		
	- First loss	-	-
	- Others	-	-
b)	On-balance sheet exposures		
	- First loss	59,560 66	44,758 62
	- Others	1,534 62	-
4	Amount of exposures to securitisation transactions other than MRR		
a)	Off-balance sheet exposures		
i)	Exposure to own securitisations		
	- First loss	-	-
	- Others	-	-
b)	On-balance sheet exposures		
i)	Exposure to own securitisations		
	- First loss	-	-
	- Others (Receivables from SPVs for assets de-recognised)	-	-
ii)	Exposure to third party securitisations		
	- First loss	-	-
	- Others	-	-
5	Sale consideration received for securitised assets and gain or loss on account of sale of Securitisation during the year	65,834 62	75,000 00
6	Form and quantum (outstanding value) of services provided by way of, liquidity support, post-securitisation asset servicing, etc.		
	- First loss	59,560 66	44,758 62
	- Others	1,534 62	-
7	Performance of facility provided (Credit Enhancement)		
(a)	Amount paid	-	-
(b)	Repayment received	-	-
(c)	Outstanding amount	61,095 28	44,758 62
8	Average default rate of portfolio*		
(a)	Loan against property	0.03%- 2.62%	0.03%- 0.80%
9	Additional/top up loan given on the same underlying asset		
	-Amount (lakhs)	6,098 68	6,595 27
	-Number	3,655 00	3,760 00
10	Investor Complaints		
(a)	Received	-	-
(b)	Outstanding	-	-

*The period considered is from the date of initiation of the securitisation transactions till the period then ended.



AI Disclosure pertaining to RBI Master Direction - RBI/DOR/2025-26/359 DOR.ACC.REC.No.278/21.04.018/2025-26 dated 28th November 2025

Details of Assignments during the year

- The Company has not transferred any loans during year ended March 31, 2026
- The Company has not acquired any loans (not in default) through assignment during the financial year ended March 31, 2026
- The Company has neither acquired nor transferred any stressed loans during the year ended March 31, 2026

The securitised loans disclosed in the above notes (i.e. 49-AH) do not qualify for de-recognition under Ind-AS. Nevertheless, the information in the notes is presented to ensure compliance with the RBI disclosure requirements.

The Company has neither entered into any assignment transaction nor sold financial assets to securitisation / reconstruction company for asset reconstruction. Hence the related disclosures are not applicable.

AJ Disclosure pursuant to Reserve Bank of India Master Direction RBI/DOR/2025-26/359 DOR.ACC.REC.No.278/21.04.018/2025-26 dated 28th November 2025

Comparison between Ind AS 109 provisions and IRACP norms

As at March 31, 2026

Asset classification as per RBI norms	Asset classification as per Ind AS 109	Gross carrying amount as per Ind AS	Loss allowances (provisions) as required under Ind AS 109	Net Carrying Amount	Provision required as per IRACP norms	Difference between Ind AS 109 provisions and IRACP norms
Performing assets						
Standard assets	Stage 1	11,55,011.98	1,581.13	11,53,430.85	4,725.47	(3,144.34)
	Stage 2	1,23,172.47	4,267.38	1,18,905.09	566.21	3,701.17
Subtotal		12,78,184.45	5,848.51	12,72,335.94	5,291.68	556.83
Non -Performing assets						
Substandard	Stage 3	40,932.81	14,791.14	26,141.67	3,600.50	11,190.64
		40,932.81	14,791.14	26,141.67	3,600.50	11,190.64
Doubtful						
Upto 1 year	Stage 3	2,666.37	2,666.37	-	420.38	2,245.99
1 to 3 years	Stage 3	963.45	963.45	-	203.40	760.05
More than 3 years	Stage 3	47.05	47.05	-	15.39	31.66
Subtotal for doubtful		3,676.87	3,676.87	-	639.17	3,037.70
Loss assets						
Subtotal for NPA	Stage 3	-	-	-	-	-
		44,609.68	18,468.01	26,141.67	4,239.67	14,228.34
Total		13,22,794.13	24,316.52	12,98,477.61	9,531.35	14,785.17

As at March 31, 2025

Asset classification as per RBI norms	Asset classification as per Ind AS 109	Gross carrying amount as per Ind AS	Loss allowances (provisions) as required under Ind AS 109	Net Carrying Amount	Provision required as per IRACP norms	Difference between Ind AS 109 provisions and IRACP norms
Performing assets						
Standard assets	Stage 1	10,73,363.84	3,668.19	10,69,695.65	4,429.62	(761.43)
	Stage 2	93,416.73	4,770.83	88,645.90	508.40	4,262.43
Subtotal		11,66,780.57	8,439.02	11,58,341.55	4,938.02	3,501.00
Non -Performing assets						
Substandard	Stage 3	15,313.15	5,494.07	9,819.08	1,304.43	4,189.64
		15,313.15	5,494.07	9,819.08	1,304.43	4,189.64
Doubtful						
Upto 1 year	Stage 3	4,342.89	3,824.49	518.40	654.70	3,169.79
1 to 3 years	Stage 3	1,541.69	1,541.69	-	332.68	1,209.01
More than 3 years	Stage 3	33.83	33.83	-	12.39	21.44
Subtotal for doubtful		5,918.41	5,400.01	518.40	999.77	4,400.24
Loss assets						
Subtotal for NPA	Stage 3	-	-	-	-	-
		21,231.56	10,894.08	10,337.48	2,304.20	8,589.88
Total		11,88,012.13	19,333.10	11,68,679.03	7,242.22	12,090.88

Note: Provision required as per IRACP norms includes provision calculated on securitised portfolio



Five-Star Business Finance Limited
Notes forming part of the Financial Statements for the year ended March 31, 2026
 (All amounts are in INR in lakhs, unless otherwise stated)

AK In terms of the requirement as per RBI master direction RBI/DOR/2025-26/359 DOR.ACC.REC.No.278/21.04.018/2025-26 dated 28th November 2025 on implementation of Indian accounting standards, Non-Banking Financial Companies (NBFCs) are required to create an impairment reserve for any shortfall in impairment allowances under Ind AS 109 and Income recognition, Asset Classification and Provisioning (IRACP) Norms (including provision on standard assets). The impairment allowances under Ind AS 109 made by the Company exceeds the total provision required under IRACP (including standard asset provisioning) and accordingly, no amount is required to be transferred to impairment reserve.

On November 12, 2021, the Reserve Bank of India (RBI) had issued circular no. RBI/2021-2022/125 DOR.STR.REC.68/21.04.048/2021-22, requiring changes to and clarifying certain aspects of income recognition, asset classification and provisioning norms (IRACP norms) pertaining to advances.

Effective October 1, 2022, the Company implemented the requirements on upgradation of accounts classified as NPA as clarified in RBI circular on prudential norms on income recognition, asset classification and provisioning pertaining to advances-clarifications dated November 12, 2021 and February 15, 2022, on upgradation of accounts classified as NPA.

AL Disclosures as per RBI/DOR/2025-26/359 DOR.ACC.REC.No.278/21.04.018/2025-26 dated 28th November 2025

i) Sector wise exposures *

S.No	Sectors	Current year			Previous year		
		Total exposure (includes on balance sheet and off-balance sheet exposure)	Gross NPAs	Percentage of gross NPAs to total exposure in that sector	Total exposure (includes on balance sheet and off-balance sheet exposure)	Gross NPAs	Percentage of Gross NPAs to total exposure in that sector
1	Agriculture and allied Activities	-	-	0.00%	-	-	0.00%
2	Industry	-	-	0.00%	-	-	0.00%
3	Services	-	-	0.00%	-	-	0.00%
	Others	5,92,967.66	24,225.32	4.09%	5,76,443.07	12,997.37	2.25%
	Total of services	5,92,967.66	24,225.32	4.09%	5,76,443.07	12,997.37	2.25%
4	Personal loans	1,29,847.06	1,284.41	0.99%	62,566.87	498.83	0.80%
	i. Housing loans						
	Others	1,29,847.06	1,284.41	0.99%	62,566.87	498.83	0.80%
	Total of personal loans	5,99,649.96	19,099.95	3.19%	5,48,693.84	7,735.36	1.41%
5	Others						
	Total	13,22,464.68	44,609.68	3.37%	11,87,703.78	21,231.56	1.79%

*The amounts disclosed above excludes inter-corporate deposits amounting to INR 329.45 lakhs as at March 31, 2026. (March 31, 2025 - INR 308.35 lakhs)



Five-Star Business Finance Limited
Notes forming part of the Financial Statements for the year ended March 31, 2026
 (All amounts are in INR in lakhs, unless otherwise stated)

ii) Disclosure of complaints

Summary information on complaints received by the NBFCs from customers and from the Offices of Ombudsman

Sl. No	Particulars	Current Year	Previous Year
	Complaints received by the NBFC from its customers		
1	Number of complaints pending at beginning of the year	7	2
2	Number of complaints received during the year	628	106
3	Number of complaints disposed during the year	577	101
3.1	Of which, number of complaints rejected by the NBFC	-	-
4	Number of complaints pending at the end of the year	58	7
	Maintainable complaints received by the NBFC from Office of Ombudsman		
5	Number of maintainable complaints received by the NBFC from Office of Ombudsman	328	250
5.1	Of 5, number of complaints resolved in favour of the NBFC by Office of Ombudsman	308	243
5.2	Of 5, number of complaints resolved through conciliation/mediation/advisories issued by Office of Ombudsman	-	-
5.3	Of 5, number of complaints resolved after passing of Awards by Office of Ombudsman against the NBFC	-	-
6	Number of Awards unimplemented within the stipulated time (other than those appealed)	-	-

Top five grounds of complaints received by the NBFCs from customers

For the year ended March 31, 2026

S.No	Grounds of complaints	Number of complaints pending at the beginning of the year	Number of complaints received during the year	% increase/ decrease in the number of complaints received over the previous year	Number of complaints pending at the end of the year	Of 5, number of complaints pending beyond 30 days
	(1)	(2)	(3)	(4)	(5)	(6)
1	Foreclosure related	2	87	123%	11	-
2	Staff interaction / collection related	9	218	116%	28	-
3	Loans and advances- dues and charges	2	358	377%	26	-
4	Closure & NOC related	-	73	265%	2	-
5	Moratorium related	1	9	-44%	1	-
6	Others	-	211	101%	10	-
	Total	14	956	169%	78	-



Five-Star Business Finance Limited
Notes forming part of the Financial Statements for the year ended March 31, 2026
 (All amounts are in INR in lakhs, unless otherwise stated)

For the year ended March 31, 2025

S.No	Grounds of complaints	Number of complaints pending at the beginning of the year		Number of complaints received during the year		% increase/ decrease in the number of complaints received over the previous year		Number of complaints pending at the end of the year		Of 5, number of complaints pending beyond 30 days	
		(1)	(2)	(3)	(4)	(5)	(6)	(7)	(8)	(9)	(10)
		Previous year									
1	Foreclosure related	1	39	550%	2	-	-	-	-	-	-
2	Staff interaction / collection related	9	101	120%	9	-	-	-	-	-	-
3	Loans and advances- dues and charges	2	75	341%	2	-	-	-	-	-	-
4	Closure & NOC related	-	20	-33%	-	-	-	-	-	-	-
5	Moratorium related	1	16	78%	1	-	-	-	-	-	-
6	Others	-	105	139%	-	-	-	-	-	-	-
	Total	13	356	134%	14	-	-	-	-	-	-

iii) Related party disclosures

S.No	Related Parties/ Items	Directors		Key Management Personnel		Others*		Total	
		Current year	Previous year	Current year	Previous year	Current year	Previous year	Current Year	Previous year
1	Short-term employee benefits	-	1,432.51	1,682.54	-	1,432.51	-	1,682.54	-
2	Post employment benefits	-	0.75	0.88	-	0.75	-	0.88	-
3	Share based payments	-	(71.79)	981.84	-	(71.79)	-	981.84	-
4	Reimbursement of expenses (from)	-	-	-	-	-	-	-	-
5	Issue of shares	-	5.90	18.73	-	5.90	-	18.73	-
6	Securities Premium	-	2,569.93	1,248.69	-	2,569.93	-	1,248.69	-
7	Directors sitting fees	49.45	39.00	-	-	49.45	-	39.00	-
8	Commission to Directors	75.00	60.00	-	-	75.00	-	60.00	-
9	Payment to gratuity trust	-	-	-	-	-	-	-	-
10	Receipt from gratuity trust	-	-	700.00	1,807.60	700.00	1,807.60	700.00	1,807.60
		-	-	263.58	227.06	263.58	227.06	263.58	227.06

* Comprises of transactions with post employment benefits fund of the entity

iv) Breach in debt covenants

There are no instances during the year ended March 31, 2026 and March 31, 2025, where the Company has breached the covenants on debt securities and on borrowings other than debt securities.

v) Divergence in asset classification and provisioning

There has been no divergence in Gross NPAs as assessed by the Reserve Bank of India during the year ended March 31, 2026 and March 31, 2025.



Five-Star Business Finance Limited
Notes forming part of the Financial Statements for the year ended March 31, 2026
 (All amounts are in INR in lakhs, unless otherwise stated)

50 Other statutory information

- (i) The Company does not have any benami property, where any proceeding has been initiated or pending against the Company for holding any benami property. The Company does not have transactions with companies struck off under Section 248 of the Companies Act, 2013 or Section 560 of the Companies Act, 1956.
- (ii) The Company does not have any charges or satisfaction which is yet to be registered with ROC beyond the statutory period.
- (iii) The Company has not traded or invested in crypto currency or virtual currency during the financial year.
- (iv) The Company borrows funds from various banks and financial institutions for the purpose of onward lending to end customers as per the terms of such borrowings. These transactions are part of the Company's normal lending activities, which is conducted after exercising proper due diligence including adherence to the terms of credit policies and other relevant guidelines.
- (v) Other than the nature of transactions described above.
 - (i) No funds (which are material either individually or in the aggregate) have been advanced or loaned or invested (either from borrowed funds or share premium or any other sources or kind of funds) by the Company to or in any other person(s) or entity(ies), including foreign entities ("intermediaries"), with the understanding, whether recorded in writing or otherwise, that the Intermediary shall, directly or indirectly lend or invest in other persons or entities identified in any manner whatsoever by or on behalf of the Company ("Ultimate Beneficiaries") or provide any guarantee, security or the like on behalf of the ultimate Beneficiaries
 - (ii) No funds (which are material either individually or in the aggregate) have been received by the Company from any person(s) or entity(ies), including foreign entities ("Funding Parties"), with the understanding, whether recorded in writing or otherwise, that the Company shall, directly or indirectly, lend or invest in other persons or entities identified in any manner whatsoever by or on behalf of the Funding Party ("Ultimate Beneficiaries") or provide any guarantee, security or the like on behalf.
- (vi) The Company does not have any such transaction which is not recorded in the books of accounts that has been surrendered or disclosed as income during the year in the tax assessments under the Income Tax Act, 1961 (such as, search or survey or any other relevant provisions of the Income Tax Act, 1961).
- (vii) The Company is not declared as wilful defaulter by any bank or financial institution or any other lender.
- (viii) The Company is maintaining its book of account in electronic mode and these books of account are accessible at all times and the back-up of books of account has been kept in servers physically located in India on a daily basis from the applicability date of the Accounts Rules, i.e. August 5, 2022 onwards.
- (ix) The title deeds of all immovable properties, (other than immovable properties where the company is the lessee and the lease agreements are duly executed in favour of the company) disclosed in the financial statements included in property, plant & equipment and capital work-in-progress are held in the name of the Company as at balance sheet date.

51

Audit trail as per MCA requirement

The Company uses separate accounting software for maintaining its books of account relating to general ledger and loan management. Both these software applications have the feature of recording audit trail (edit log) facility and the same had been enabled during the year. The audit trail feature was also not tampered with during the year. The Management has also ensured that adequate controls have been implemented during this period to ensure that effective functioning of internal financial controls with respect to the financial statements. Further, the audit trail that was enabled and operated for the year ended March 31, 2025, has been preserved by the Company as per the statutory requirements for record retention.



52 Analytical ratios

a) Liquidity coverage ratio (LCR)

As per the guidelines on liquidity risk management framework for NBFCs issued by RBI vide Reserve Bank of India (Non-Banking Financial Companies – Asset Liability Management) Directions, 2025 dated November 28, 2025, all non-deposit taking NBFCs with asset size more than INR 5,000 crores are required to maintain Liquidity Coverage Ratio (LCR) from December 1, 2022, with the minimum LCR to be 60%, progressively increasing, till it reaches the required level of 100%, by December 1, 2024.

Particulars	High quality liquid assets ("HQLA")	Net cash outflows	Current period	Previous reporting period	Variance	Reasons for variance (if above 25%)
Quarter ended March 31, 2026	37,769.27	14,655.79	258%	354%	-27%	The LCR for Q4FY26 has reduced in comparison to Q4FY25 primarily due to the higher scheduled NCD repayments in April 2026 and loan prepayments to lenders in Q4FY26.
Quarter ended March 31, 2025	32,957.54	9,302.48	354%	316%	12%	

b) Capital adequacy ratios

Particulars	Tier I capital/ tier II capital/ total capital	Risk-weighted assets	Current period	Previous reporting period	Variance	Reasons for variance (if above 25%)
As at March 31, 2026						
CRAR	6,65,182.02	12,81,905.91	51.89%	50.10%	4%	
CRAR - Tier I capital	6,65,182.02	12,81,905.91	51.89%	50.10%	4%	NA
CRAR - Tier II capital						
As at March 31, 2025						
CRAR	5,77,253.82	11,52,170.65	50.10%	50.50%	-1%	
CRAR - Tier I capital	5,77,253.82	11,52,170.65	50.10%	50.50%	-1%	NA
CRAR - Tier II capital						

53 Change in liabilities arising from financing activities

Particulars	Debt securities	Borrowings (other than debt securities)
As at March 31, 2024	29,535.38	6,02,049.13
Cash flows (net)	46,627.52	1,12,026.34
Others*	2,015.50	(54.48)
As at March 31, 2025	78,178.40	7,14,020.99
Cash flows (net)	2.52	21,336.36
Others*	142.31	6,362.42
As at March 31, 2026	78,323.23	7,41,719.77

* Includes the effect of interest accrued but not due, amortization of processing fees etc.

54 Impact of New Labour Codes:

The Government of India has consolidated multiple existing labour legislations into a unified framework comprising four Labour Codes collectively referred to as the 'New Labour Codes' on November 21, 2025. Accordingly, the Company has assessed the impact of these changes and based on certain estimates and assumptions, has recognised an incremental provision of INR 262.29 lakhs under 'Employee benefits expenses' in the Statement of Profit and Loss for the year ended March 31, 2026, based on available information.



55 Previous year's figures have been regrouped / reclassified wherever necessary to correspond with the current year classification / presentation.

In terms of our report attached
for **Deloitte Haskins & Sells**
Chartered Accountants
Firm's Registration No: 008072S



G. K. Subramaniam
Membership No: 109839

Place : Mumbai
Date : April 28, 2026



For and on behalf of the Board of Directors of
Five-Star Business Finance Limited
CIN: L65991TN1984PLC010844



D. Lakshmi pathy
Chairman and Managing Director
DIN: 01733269



G. Srikanth
Joint Managing Director
& Chief Financial Officer
DIN: 10636810

Place : Chennai
Date : April 28, 2026



R. Anand
Independent Director
DIN: 00243485



Vigneshkumar, S. M
Company Secretary
ACS: A44671